

MOHAN GUPTA & COMPANY
CHARTERED ACCOUNTANTS

0/c
OFF.B-2A/37, JANAKPURI
NEW DELHI – 110058
Phone: 45597859, 41612538
Email :mohan.mgc@gmail.com
Website : www.camohangupta.com

Independent Auditor's Report

To the Members of M/s. ALMONDZ FINANZ LIMITED

Report on the Financial Statements

Opinion

We have audited the accompanying financial statements of **M/s. ALMONDZ FINANZ LIMITED ("the Company")** which comprises the Balance Sheet as at March 31, 2023, the Statement of Profit and Loss (including Other Comprehensive Income), the Statement of Changes in Equity and the statement of cash flows for the year then ended, and notes to the financial statements, including a summary of significant accounting policies and other explanatory information.

In our opinion and to the best of our information and according to the explanations given to us, the aforesaid financial statements give the information required by the Companies Act, 2013 ("the Act") in the manner so required and give a true and fair view in conformity with the Indian Accounting Standards prescribed under section 133 of the Act read with the Companies (Indian Accounting Standards) Rules, 2015, as amended, ("Ind AS") and other accounting principles generally accepted in India, of the state of affairs of the Company as at March 31, 2023, the **profit**, total comprehensive **Income**, its cash flows and the changes in equity for the year ended on that date.

Basis for Opinion

We conducted our audit in accordance with the Standards on Auditing specified under section 143(10) of the Act. Our responsibilities under those standards are further described in the Auditor's Responsibilities for the Audit of the Financial Statements section of our report. We are independent of the Company in accordance with the Code of Ethics issued by the Institute of Chartered Accountants of India ('ICAI') together with the ethical requirements that are relevant to our audit of the financial statements under the provisions of the Act and the rules thereunder, and we have fulfilled our other ethical responsibilities in accordance with these requirements and the Code of Ethics. We believe that the audit evidence we have obtained is sufficient and appropriate to provide a basis for our opinion.

Information other than the Financial Statements and Auditor's Report thereon

The Company's Board of Directors is responsible for the other information. The other information comprises the Director Report, but does not include the financial statements



and our auditor's report thereon. The Director Report is expected to be made available to us after the date of this auditor's report.

Our opinion on the financial statements does not cover the other information and we will not express any form of assurance conclusion thereon.

In connection with our audit of the financial statements, our responsibility is to read the other information identified above when it becomes available and, in doing so, consider whether the other information is materially inconsistent with the financial statements or our knowledge obtained in the audit or otherwise appears to be materially misstated.

When we read the Director Report, if we conclude that there is a material misstatement therein, we are required to communicate the matter to those charged with governance as required under SA 720 'The Auditor's Responsibilities Relating to Other Information'.

Management Responsibility for the Financial Statements

The Company's Board of Directors is responsible for the matters stated in section 134(5) of the Companies Act, 2013 ("the Act") with respect to the preparation of these financial statements that give a true and fair view of the financial position, financial performance and cash flows of the Company in accordance with the accounting principles generally accepted in India, including the accounting Standards specified under section 133 of the Act. This responsibility also includes maintenance of adequate accounting records in accordance with the provisions of the Act for safeguarding of the assets of the Company and for preventing and detecting frauds and other irregularities; selection and application of appropriate implementation and maintenance of accounting policies; making judgments and estimates that are reasonable and prudent; and design, implementation and maintenance of adequate internal financial controls, that were operating effectively for ensuring the accuracy and completeness of the accounting records, relevant to the preparation and presentation of the financial statement that give a true and fair view and are free from material misstatement, whether due to fraud or error.

In preparing the financial statements, management is responsible for assessing the Company's ability to continue as a going concern, disclosing, as applicable, matters related to going concern and using the going concern basis of accounting unless management either intends to liquidate the Company or to cease operations, or has no realistic alternative but to do so.

Those Board of Directors are also responsible for overseeing the company's financial reporting process.

Auditor's Responsibility for the Audit of the Financial Statements

Our objectives are to obtain reasonable assurance about whether the financial statements as a whole are free from material misstatement, whether due to fraud or error, and to issue an auditor's report that includes our opinion. Reasonable assurance is a high level of



assurance, but is not a guarantee that an audit conducted in accordance with SAs will always detect a material misstatement when it exists. Misstatements can arise from fraud or error and are considered material if, individually or in the aggregate, they could reasonably be expected to influence the economic decisions of users taken on the basis of these financial statements.

As part of an audit in accordance with SAs, we exercise professional judgment and maintain professional skepticism throughout the audit. We also:

- Identify and assess the risks of material misstatement of the standalone financial statements, whether due to fraud or error, design and perform audit procedures responsive to those risks, and obtain audit evidence that is sufficient and appropriate to provide a basis for our opinion. The risk of not detecting a material misstatement resulting from fraud is higher than for one resulting from error, as fraud may involve collusion, forgery, intentional omissions, misrepresentations, or the override of internal control.
- Obtain an understanding of internal financial control relevant to the audit in order to design audit procedures that are appropriate in the circumstances. Under section 143(3)(i) of the Act, we are also responsible for expressing our opinion on whether the Company has adequate internal financial controls system in place and the operating effectiveness of such controls.
- Evaluate the appropriateness of accounting policies used and the reasonableness of accounting estimates and related disclosures made by the management.
- Conclude on the appropriateness of management's use of the going concern basis of accounting and, based on the audit evidence obtained, whether a material uncertainty exists related to events or conditions that may cast significant doubt on the Company's ability to continue as a going concern. If we conclude that a material uncertainty exists, we are required to draw attention in our auditor's report to the related disclosures in the standalone financial statements or, if such disclosures are inadequate, to modify our opinion. Our conclusions are based on the audit evidence obtained up to the date of our auditor's report. However, future events or conditions may cause the Company to cease to continue as a going concern.
- Evaluate the overall presentation, structure and content of the standalone financial statements, including the disclosures, and whether the standalone financial statements represent the underlying transactions and events in a manner that achieves fair presentation.

Materiality is the magnitude of misstatements in the standalone financial statements that, individually or in aggregate, makes it probable that the economic decisions of a reasonably knowledgeable user of the standalone financial statements may be influenced. We consider quantitative materiality and qualitative factors in (i) planning the scope of our audit work and in evaluating the results of our work; and (ii) to evaluate the effect of any identified misstatements in the standalone financial statements.



We communicate with those charged with governance regarding, among other matters, the planned scope and timing of the audit and significant audit findings, including any significant deficiencies in internal control that we identify during our audit.

We also provide those charged with governance with a statement that we have complied with relevant ethical requirements regarding independence, and to communicate with them all relationships and other matters that may reasonably be thought to bear on our independence, and where applicable, related safeguards.

From the matters communicated with those charged with governance, we determine those matters that were of most significance in the audit of the standalone financial statements of the current period and are therefore the key audit matters. We describe these matters in our auditor's report unless law or regulation precludes public disclosure about the matter or when, in extremely rare circumstances; we determine that a matter should not be communicated in our report because the adverse consequences of doing so would reasonably be expected to outweigh the public interest benefits of such communication.

Report on Other Legal and Regulatory Requirements

1. As required by Section 143(3) of the Act, we report that:
 - a. We have sought and obtained all the information and explanations which to the best of our knowledge and belief were necessary for the purposes of our audit.
 - b. In our opinion, proper books of account as required by law have been kept by the Company so far as it appears from our examination of those books.
 - c. The Balance Sheet, the Statement of Profit and Loss including Other Comprehensive Income, the Cash Flow Statement and Statement of Changes in Equity dealt with by this Report are in agreement with the books of account.
 - d. In our opinion, the aforesaid financial statements comply with the Ind-AS specified under Section 133 of the Act.
 - e. On the basis of the written representations received from the directors as on 31st March, 2023 taken on record by the Board of Directors, none of the directors is disqualified as on 31st March, 2023 from being appointed as a director in terms of Section 164 (2) of the Act.
 - f. With respect to the adequacy of the internal financial controls over financial reporting of the Company and the operating effectiveness of such controls, refer to our separate Report in "Annexure A". Our report expresses an unmodified opinion on the adequacy and operating effectiveness of the company's internal financial controls over financial reporting.
 - g. With respect to the matters to be included in the Auditor's Report in accordance with the requirements of the section 197(16) of the Act, as amended:

In our opinion and to the best of our information and according to the explanations given to us, the remuneration paid by the company to its directors during the year is in accordance with the provisions of section 197 of the Act.



- h.** With respect to the other matters to be included in the Auditor's Report in accordance with Rule 11 of the Companies (Audit and Auditors) Rules, 2014, in our opinion and to the best of our information and according to the explanations given to us:
- i) The Company has disclosed the impact of pending litigations on its financial position in its financial statements, if any – Refer Note 32 to the financial statements.
 - ii) As informed to us, the company did not have any long-term contracts including derivative contracts for which there were any material foreseeable losses.
 - iii) As informed to us, the company has no amount for transferring to the Investor Education and Protection Fund by the Company.
 - iv) (a) The respective Managements of the Company and its subsidiaries which are companies incorporated in India, whose financial statements have been audited under the Act, have represented to us that, to the best of their knowledge and belief, no funds (which are material either individually or in the aggregate) have been advanced or loaned or invested (either from borrowed funds or share premium or any other sources or kind of funds) by the Company or any of such subsidiaries to or in any other person or entity, including foreign entity ("Intermediaries"), with the understanding, whether recorded in writing or otherwise, that the Intermediary shall, directly or indirectly lend or invest in other persons or entities identified in any manner whatsoever by or on behalf of the Company or any of such subsidiaries ("Ultimate Beneficiaries") or provide any guarantee, security or the like on behalf of the Ultimate Beneficiaries.
(b) The respective Managements of the Company and its subsidiaries which are companies incorporated in India, whose financial statements have been audited under the Act, have represented to us that, to the best of their knowledge and belief, no funds (which are material either individually or in the aggregate) have been received by the Company or any of such subsidiaries from any person or entity, including foreign entity ("Funding Parties"), with the understanding, whether recorded in writing or otherwise, that the Company or any of such subsidiaries shall, directly or indirectly, lend or invest in other persons or entities identified in any manner whatsoever by or on behalf of the Funding Party ("Ultimate Beneficiaries") or provide any guarantee, security or the like on behalf of the Ultimate Beneficiaries.
(c) Based on the audit procedures that have been considered reasonable and appropriate in the circumstances performed by us on the Company and its subsidiaries which are companies incorporated in India whose financial



statements have been audited under the Act, nothing has come to our notice that has caused us to believe that the representations under sub-clause (i) and (ii) of Rule 11(e), as provided under (a) and (b) above, contain any material misstatement.

- v) Proviso to Rule 3(1) of the Companies (Accounts) Rules, 2014 for maintaining books of account using accounting software which has a feature of recording audit trail (edit log) facility is applicable to the Company with effect from April 1, 2023, and accordingly, reporting under Rule 11(g) of Companies (Audit and Auditors) Rules, 2014 is not applicable for the financial year ended March 31, 2023.
2. As required by the Companies (Auditor's Report) Order, 2020 ("the Order"), issued by the Central Government of India in terms of sub-section (11) of section 143 of the Companies Act, 2013, we give in the Annexure-B a statement on the matters specified in paragraphs 3 and 4 of the Order, to the extent applicable.

Place: New Delhi
Date: 26-05-2023

For Mohan Gupta & Company
Chartered Accountants
FRN:-006519N


CA Himanshu Gupta
Partner

M. No. 527863

UDIN: 23527863BGXHPT1153

M/s. ALMONDZ FINANZ LIMITED

Annexure-B to the Independent Auditors' Report

The Annexure referred to in our Independent Auditors' Report to the members of the Company on the standalone financial statements for the year ended 31 March 2023. To the best of our information and according to the explanations provided to us by the Company and the books of account and records examined by us in the normal course of audit, we state that:

- I) In respect of the Company's Property, Plant and Equipment and Intangible Assets.
- a) (A) The Company has maintained proper records showing full particulars, including quantitative details and situation of Property, Plant and Equipment and relevant details of right-of-use assets.
(B) The Company has maintained proper records showing full particulars of intangible assets.
- b) According to the information and explanations given to us and on the basis of our examination of the records of the Company, the Company has a regular programmed of physical verification of its property, plant and equipment by which all Property, plant and equipment are verified in a phased manner over a period of three years. In accordance with this programmed, certain Property, plant and equipment were verified during the year. In our opinion, this periodicity of physical verification is reasonable having regard to the size of the Company and the nature of its assets. No material discrepancies were noticed on such verification.
- c) According to the information and explanations given to us and on the basis of our examination of the records of the company, the title deeds of immovable properties (other than properties where the company is the lessee and the lease agreements are duly executed in favor of the lessee) disclosed in the standalone financial statements are held in the name of the Company
- d) The Company has not revalued any of its Property, Plant and Equipment (including right-of-use assets) and intangible.
- e) No proceedings have been initiated during the year or are pending against the Company as at March 31, 2023 for holding any benami property under the Benami Transactions (Prohibition) Act, 1988 (as amended in 2016) and rules made thereunder.



II) (A) The Company does not have any inventory and hence reporting under clause 3(ii)(a) of the Order is not applicable.

(B) The Company has not been sanctioned working capital limits in excess of Rs.5 crore, in aggregate, at any points of time during the year, from banks or financial institutions on the basis of security of current assets and hence reporting under clause 3(ii)(b) of the Order is not applicable.

III) The Company has made investments in, companies, firms, Limited Liability Partnerships, and granted unsecured loans to other parties, during the year, in respect of which:

a) Since the principal business of the company is to give/advance loans, therefore reporting under clause 3(iii)(a) of the Order is not applicable.

b) In our opinion, the investments made, guarantees provided, security given and the terms and conditions of the grant of all loans and advances in the nature of loans and guarantees provided are not prejudicial to the company's interest

c) In respect of loans granted by the Company, the schedule of repayment of principal and payment of interest has been stipulated and the repayments of principal amounts and receipts of interest are generally been regular as per stipulation.

d) In respect of loans granted by the Company, there is no overdue amount for more than 90 days remaining outstanding as at the balance sheet date.

e) Since the company is an NBFC, therefore reporting under clause 3(iii)(e) of the Order is not applicable.

f) The Company has not granted any loans or advances in the nature of loans either repayable on demand or without specifying any terms or period of repayment during the year. Hence, reporting under clause 3(iii)(f) is not applicable.

IV) The Company has complied with the provisions of Sections 185 and 186 of the Companies Act, 2013 in respect of loans granted, investments made and guarantees and securities provided, as applicable.

V) The Company has not accepted any deposit or amounts which are deemed to be deposits. Hence, reporting under clause 3(v) of the Order is not applicable.



VI) The maintenance of cost records has not been specified by the Central Government under sub-section (1) of section 148 of the Companies Act, 2013 for the business activities carried out by the Company. Hence, reporting under clause (vi) of the Order is not applicable to the Company.

VII) In respect of statutory dues:

- a) In our opinion, the Company has generally been regular in depositing undisputed statutory dues, including Goods and Services tax, Provident Fund, Employees' State Insurance, Income Tax, Sales Tax, Service Tax, duty of Custom, duty of Excise, Value Added Tax, Cess and other material statutory dues applicable to it with the appropriate authorities.

There were no undisputed amounts payable in respect of Goods and Service tax, Provident Fund, Employees' State Insurance, Income Tax, Sales Tax, Service Tax, duty of Custom, duty of Excise, Value Added Tax, Cess and other material statutory dues in arrears as at March 31, 2023 for a period of more than six months from the date they became payable. Except as under: NIL

- b) Details of statutory dues referred to in sub-clause (a) above which have not been deposited as on March 31, 2023 on account of disputes are given below:

Nature of Statue	Nature of Dues	Forum where Dispute is pending	Period to which amounts relate	Amount
-----NIL-----				

VIII) There were no transactions relating to previously unrecorded income that have been surrendered or disclosed as income during the year in the tax assessments under the Income Tax Act, 1961 (43 of 1961).

IX) In respect of the borrowings:

- a) The company has not defaulted in repayment of loans or other borrowings or in the payment of interest thereon to any lender.
- b) The Company has not been declared a willful defaulter by any bank or financial institution or government or any government authority.



- c) On the basis of examination of the financial statement, the company has applied the term loans for the purpose for which the loans were obtained.
 - d) On an overall examination of the financial statements of the Company, funds raised on short-term basis have, prima facie, not been used during the year for long-term purposes by the Company.
 - e) On an overall examination of the financial statements of the Company, the Company has not taken any funds from any entity or person on account of or to meet the obligations of its subsidiaries.
 - f) The Company has not raised any loans during the year on the pledge of securities held in its subsidiaries, joint ventures or associate companies and hence reporting on clause 3(ix)(f) of the Order is not applicable.
- X) In respect of the fund raised
- a) The Company has not raised money by way of initial public offer or further public offer (including debt instruments) during the year and hence reporting under clause 3(x)(a) of the Order is not applicable.
 - b) During the year, the Company has not made any preferential allotment or private placement of shares or convertible debentures (fully or partly or optionally) and hence reporting under clause 3(x)(b) of the Order is not applicable.
- XI)
- c) No fraud by the Company and no material fraud on the Company has been noticed or reported during the year.
 - d) No report under sub-section (12) of section 143 of the Companies Act has been filed in Form ADT-4 as prescribed under rule 13 of Companies (Audit and Auditors) Rules, 2014 with the Central Government, during the year and up to the date of this report.
 - e) We have taken into consideration the whistleblower complaints received by the company during the year (and up to the date of this report), while determining the nature, timing, and extent of the audit procedure.
- XII) The Company is not a Nidhi Company and hence reporting under clause 3(xii) of the Order is not applicable.



XIII) In our opinion, the Company is in compliance with Section 177 and 188 of the Companies Act, 2013 with respect to applicable transactions with the related parties and the details of related party transactions have been disclosed in the standalone financial statements as required by the applicable accounting standards.

XIV)

- a) In our opinion the Company has an adequate internal audit system commensurate with the size and the nature of its business.
- b) We have considered the internal audit reports for the year under audit, issued to the Company during the year and till date, in determining the nature, timing and extent of our audit procedures.

XV) In our opinion during the year the Company has not entered into any non-cash transactions with its Directors or persons connected with its directors. and hence provisions of section 192 of the Companies Act, 2013 are not applicable to the Company.

XVI)

- a) The Company is already registered under section 45-IA of the Reserve Bank of India Act, 1934.
- b) The Company is already registered under section 45-IA of the Reserve Bank of India Act, 1934.
- c) The Company is not a Core Investment Company (CIC) as defined in the regulations made by the Reserve Bank of India. Accordingly, clause 3(xvi)(c) of the Order is not applicable.
- d) The group has not more than one CIC as part of the group. Accordingly, clause 3(xvi)(d) of the Order is not applicable.

XVII) The Company has not incurred cash losses during the financial year covered by our audit and the immediately preceding financial year.

XVIII) There has been no resignation of the statutory auditors of the Company during the year.



XIX) On the basis of the financial ratios, ageing and expected dates of realization of financial assets and payment of financial liabilities, other information accompanying the financial statements and our knowledge of the Board of Directors and Management plans and based on our examination of the evidence supporting the assumptions, nothing has come to our attention, which causes us to believe that any material uncertainty exists as on the date of the audit report indicating that Company is not capable of meeting its liabilities existing at the date of balance sheet as and when they fall due within a period of one year from the balance sheet date. We, however, state that this is not an assurance as to the future viability of the Company. We further state that our reporting is based on the facts up to the date of the audit report and we neither give any guarantee nor any assurance that all liabilities falling due within a period of one year from the balance sheet date, will get discharged by the Company as and when they fall due.

XX)

- a) Since the section 135 of the Companies Act, 2013 does not apply to the company. Therefore, reporting under clause 3(XX) is not applicable.
- b) Since the section 135 of the Companies Act, 2013 does not apply to the company. Therefore, reporting under clause 3(XX) is not applicable.

Place: New Delhi
Date: 26-05-2023

For Mohan Gupta & Company
Chartered Accountants
FRN:-006519N



CA Himanshu Gupta
Partner
M. No. 527863

UDIN: 23527863BGXHPT1153

Annexure - A to the Auditors' Report

Report on the Internal Financial Controls under Clause (i) of Sub-section 3 of Section 143 of the Companies Act, 2013 ("the Act")

We have audited the internal financial controls over financial reporting of **M/s. ALMONDZ FINANZ LIMITED** ("the Company") as of 31 March 2023 in conjunction with our audit of the standalone financial statements of the Company for the year ended on that date.

Management's Responsibility for Internal Financial Controls

The Company's management is responsible for establishing and maintaining internal financial controls based on the internal control over financial reporting criteria established by the Company considering the essential components of internal control stated in the Guidance Note on Audit of Internal Financial Controls over Financial Reporting issued by the Institute of Chartered Accountants of India ('ICAI'). These responsibilities include the design, implementation and maintenance of adequate internal financial controls that were operating effectively for ensuring the orderly and efficient conduct of its business, including adherence to company's policies, the safeguarding of its assets, the prevention and detection of frauds and errors, the accuracy and completeness of the accounting records, and the timely preparation of reliable financial information, as required under the Companies Act, 2013.

Auditors' Responsibility

Our responsibility is to express an opinion on the Company's internal financial controls over financial reporting based on our audit. We conducted our audit in accordance with the Guidance Note on Audit of Internal Financial Controls over Financial Reporting (the "Guidance Note") and the Standards on Auditing, issued by ICAI and deemed to be prescribed under section 143(10) of the Companies Act, 2013, to the extent applicable to an audit of internal financial controls, both applicable to an audit of Internal Financial Controls and, both issued by the Institute of Chartered Accountants of India. Those Standards and the Guidance Note require that we comply with ethical requirements and plan and perform the audit to obtain reasonable assurance about whether adequate internal financial controls over financial reporting was established and maintained and if such controls operated effectively in all material respects.

Our audit involves performing procedures to obtain audit evidence about the adequacy of the internal financial controls system over financial reporting and their operating effectiveness. Our audit of internal financial controls over financial reporting included obtaining an understanding of internal financial controls over financial reporting, assessing the risk that a material weakness exists, and testing and evaluating the design and operating effectiveness of internal control based on the assessed risk. The procedures selected depend on the auditor's judgment, including the assessment of the risks of material misstatement of the standalone financial statements, whether due to fraud or error.

We believe that the audit evidence we have obtained is sufficient and appropriate to provide a basis for our audit opinion on the Company's internal financial controls system over financial reporting.



Meaning of Internal Financial Controls over Financial Reporting

A company's internal financial control over financial reporting is a process designed to provide reasonable assurance regarding the reliability of financial reporting and the preparation of standalone financial statements for external purposes in accordance with generally accepted accounting principles. A company's internal financial control over financial reporting includes those policies and procedures that (1) pertain to the maintenance of records that, in reasonable detail, accurately and fairly reflect the transactions and dispositions of the assets of the company; (2) provide reasonable assurance that transactions are recorded as necessary to permit preparation of standalone financial statements in accordance with generally accepted accounting principles, and that receipts and expenditures of the company are being made only in accordance with authorizations of management and directors of the company; and (3) provide reasonable assurance regarding prevention or timely detection of unauthorized acquisition, use, or disposition of the company's assets that could have a material effect on the standalone financial statements.

Inherent Limitations of Internal Financial Controls over Financial Reporting


Because of the inherent limitations of internal financial controls over financial reporting, including the possibility of collusion or improper management override of controls, material misstatements due to error or fraud may occur and not be detected. Also, projections of any evaluation of the internal financial controls over financial reporting to future periods are subject to the risk that the internal financial control over financial reporting may become inadequate because of changes in conditions, or that the degree of compliance with the policies or procedures may deteriorate.

Opinion

In our opinion, the Company has, in all material respects, an adequate internal financial controls system over financial reporting and such internal financial controls over financial reporting were operating effectively as at 31 March 2023, based on the internal control over financial reporting criteria established by the Company considering the essential components of internal control stated in the Guidance Note on Audit of Internal Financial Controls Over Financial Reporting issued by the Institute of Chartered Accountants of India.

Place: New Delhi
Date: 26-05-2023

For Mohan Gupta & Company
Chartered Accountants
FRN:-006519N



CA Himanshu Gupta
Partner
M. No. 527863
UDIN: 23527863BGXHPT1153

Almondz Finanz Limited

Notes to the financial statements for the year ended March 31, 2023

Reporting Entity

Almondz Finanz Limited ('the Company') is a company domiciled in India, with its registered office situated at F-33/3, Okhla Industrial Area, Phase-II, New Delhi-110020. The Company was incorporated in India on May 12, 2006. The Company is registered with the Reserve Bank of India ('RBI') as a non-deposit accepting non-banking financial corporation ('NBFC'), and is involved in the business of providing loans and advances to corporations as well as trading of debt and equity.

Basis of preparation

(i) Statement of compliance with Indian Accounting Standards:

These Ind AS financial statements ("the Financial Statements") have been prepared in accordance with the Indian Accounting Standards ('Ind AS') as notified by Ministry of Corporate Affairs ('MCA') under Section 133 of the Companies Act, 2013 ('Act') read with the Companies (Indian Accounting Standards) Rules, 2015, as amended and other relevant provisions of the Act. The Company has uniformly applied the accounting policies for all the periods presented in these financial statements.

The financial statements for the year ended March 31, 2023 were authorised and approved for issue by the Board of Directors on May 26, 2023.

The significant accounting policies adopted for preparation and presentation of these financial statement are included in Note 2. These policies have been applied consistently applied to all the financial year presented in the financial statements except where newly issues accounting standard is initially adopted or revision to the existing accounting standard requires a change in the accounting policy hitherto in use.

The Balance Sheet, the Statement of Changes in Equity, the Statement of Profit and Loss and disclosures are presented in the format prescribed under Division III of Revised Schedule III of the companies Act, as amended from time to time that are required to comply with Ind AS. The Statement of Cash Flows has been presented as per the requirements of Ind AS 7 Statement of Cash Flow.

The financial statements have been prepared under the historical cost convention and accrual basis, except for certain financial assets and liabilities, defined benefit-plan liabilities and share-based payments being measured at fair value.

(ii) Financial and non-financial classification

All assets and liabilities have been classified and presented on the basis of liquidity as financial or non-financial as permitted by Division III of Schedule III to the Act.

(iii) Functional and presentation currency

These financial statements are presented in Indian Rupees (₹), which is also the Company's functional currency. All amounts have been rounded-off to the nearest lacs, unless otherwise indicated.

(iv) Basis of measurement

The financial statements have been prepared on the historical cost basis except for the following items:

Items	Measurement basis
Certain financial assets and liabilities	Fair value/Amortised Cost
Net defined benefit (asset)/ liability	Fair value of plan assets less present value of defined benefit obligations

(v) Use of estimates and judgements

The preparation of the Company's financial statements requires management to make judgements, estimates and assumptions that affect the reported amounts of revenues, expenses, assets and liabilities, and the related disclosures. Actual results may differ from these estimates.



[Handwritten signatures and initials]

Significant management judgements

Recognition of deferred tax assets – The extent to which deferred tax assets can be recognised is based on an assessment of the probability of the future taxable income against which the deferred tax assets can be utilised.

Business model assessment .- The Company determines the business model at a level that reflects how groups of financial assets are managed together to achieve a business objective. This assessment includes judgement reflecting all relevant evidence including how the performance of the assets is evaluated and their performance measured, the risks that affect the performance of the assets and how these are managed and how the managers of the assets are compensated. The Company monitors financial assets measured at amortised cost that are derecognised prior to their maturity to understand the reason for their disposal and whether the reasons are consistent with the objective of the business for which the asset was held. Monitoring is part of the Company's continuous assessment of whether the business model for which the remaining financial assets are held continues to be appropriate and if it is not appropriate whether there has been a change in business model and accordingly prospective change to the classification of those assets are made.

Evaluation of indicators for impairment of assets – The evaluation of applicability of indicators of impairment of assets requires assessment of several external and internal factors which could result in deterioration of recoverable amount of the assets.

Classification of leases – Ind AS 116 requires lessees to determine the lease term as the non-cancellable period of a lease adjusted with any option to extend or terminate the lease, if the use of such option is reasonably certain. The Company makes an assessment on the expected lease term on a lease-by-lease basis and thereby assesses whether it is reasonably certain that any options to extend or terminate the contract will be exercised. In evaluating the lease term, the Company considers factors such as any significant leasehold improvements undertaken over the lease term, costs relating to the termination of the lease and the importance of the underlying asset to the Company's operations taking into account the location of the underlying asset and the availability of suitable alternatives. The lease term in future periods is reassessed to ensure that the lease term reflects the current economic circumstances. After considering current and future economic conditions, the Company has concluded that no changes are required to lease period relating to the existing lease contract.

Expected credit loss (ECL) – The measurement of expected credit loss allowance for financial assets measured at amortised cost requires use of complex models and significant assumptions about future economic conditions and credit behaviour (e.g. likelihood of customers defaulting and resulting losses). The Company makes significant judgements regarding the following while assessing expected credit loss:

- Determining criteria for significant increase in credit risk;
- Establishing the number and relative weightings of forward-looking scenarios for each type of product/market and the associated ECL; and
- Establishing groups of similar financial assets for the purposes of measuring ECL.

Provisions – At each balance sheet date, based on the management judgment, changes in facts and legal aspects, the Company assesses the requirement of provisions against the outstanding contingent liabilities. However, the actual future outcome may be different from this judgement.

Significant estimates

Useful lives of depreciable/amortisable assets – Management reviews its estimate of useful lives, residual values and method of depreciation of depreciable/amortisable assets at each reporting date, based on the expected utility of the assets. Uncertainties in these estimates relate to technical and economic obsolescence that may change the utility of assets.



[Handwritten signature]
[Handwritten signature: Anuja Jomay]
[Handwritten initials: JZ]
[Handwritten initials: AS]

Almondz Finanz Limited

Notes to the financial statements for the year ended March 31, 2023

Defined benefit obligation (DBO) – Management’s estimate of the DBO is based on several underlying assumptions such as standard rates of inflation, mortality, discount rate and anticipation of future salary increases. Variation in these assumptions may significantly impact the DBO amount and the annual defined benefit expenses.

Fair value measurements – Management applies valuation techniques to determine the fair value of financial instruments (where active market quotes are not available). This involves developing estimates and assumptions consistent with how market participants would price the instrument.

2 Summary of significant accounting policies

(i) Cash and cash equivalents

Cash and cash equivalents consist of cash, bank balances in current and short term highly liquid investments that are readily convertible to cash with original maturities of three months or less at the time of purchase.

(ii) Provisions, contingent liabilities and contingent assets

Provisions are recognised only when there is a present obligation, as a result of past events, and when a reliable estimate of the amount of obligation can be made at the reporting date. These estimates are reviewed at each reporting date and adjusted to reflect the current best estimates. Provisions are discounted to their present values, where the time value of money is material.

Contingent liability is disclosed for:

- Possible obligations which will be confirmed only by future events not wholly within the control of the Company or
- Present obligations arising from past events where it is not probable that an outflow of resources will be required to settle the obligation or a reliable estimate of the amount of the obligation cannot be made.

Contingent assets are neither recognised nor disclosed except when realisation of income is virtually certain, related asset is disclosed.

(iii) Provisions for standard and non-performing assets

Provisions for standard and non-performing assets are created in accordance with the Non-Banking Financial (Non-Deposit Accepting or Holding) Companies Prudential Norms (Reserve Bank) Directions, 2007. Further, specific provisions are also created based on the management’s best estimate of the recoverability of non-performing assets.

(iv) Property, plant and equipment

Recognition and initial measurement

Property, plant and equipment are stated at their cost of acquisition. The cost comprises purchase price, borrowing cost if capitalisation criteria are met and directly attributable cost of bringing the asset to its working condition for the intended use. Any trade discount and rebates are deducted in arriving at the purchase price.

Subsequent costs are included in the asset’s carrying amount or recognised as a separate asset, as appropriate, only when it is probable that future economic benefits associated with the item will flow to the Company and the cost of the item can be measured reliably. All other repair and maintenance costs are recognised in statement of profit and loss.

Subsequent measurement (depreciation method, useful lives and residual value)



Pritya Jomey *h* *ni*

Almondz Finanz Limited

Notes to the financial statements for the year ended March 31, 2023

Property, plant and equipment are subsequently measured at cost less accumulated depreciation and impairment losses. Depreciation on property, plant and equipment is provided on the straight-line method over the useful life of the assets as prescribed under Part 'C' of Schedule II of the Companies Act, 2013.

Asset class	Useful life
Office equipment	5 years
Computer equipment	3 years
Furniture and fixtures	10 years

Depreciation is calculated on pro rata basis from the date on which the asset is ready for use or till the date the asset is sold or disposed.

The residual values, useful lives and method of depreciation are reviewed at the end of each financial year.

De-recognition

An item of property, plant and equipment and any significant part initially recognised is de-recognised upon disposal or when no future economic benefits are expected from its use or disposal. Any gain or loss arising on de-recognition of the asset (calculated as the difference between the net disposal proceeds and the carrying amount of the asset) is recognised in the statement of profit and loss, when the asset is de-recognised.

Capital work-in-progress

Capital work-in-progress are carried at cost, comprising direct cost and related incidental expenses to acquire property, plant and equipment. Assets which are not ready for intended use are also shown under capital work-in-progress.

(v) Intangible assets

Recognition and initial measurement

Intangible assets are stated at their cost of acquisition. The cost comprises purchase price including license fees paid, import duties and other taxes (other than those subsequently recoverable from taxation authorities), borrowing cost if capitalisation criteria are met and directly attributable cost of bringing the asset to its working condition for the intended use.

Subsequent measurement (amortisation method, useful lives and residual value)

Intangible assets are amortised over a period from the date when the assets are available for use. The estimated useful life (amortisation period) of the intangible assets is arrived basis the expected pattern of consumption of economic benefits and is reviewed at the end of each financial year and the amortisation period is revised to reflect the changed pattern, if any.

Investment Property

Property that is held to earn rentals and for capital appreciation. Investment property is measured initially at its cost, including related transaction costs and where applicable borrowing costs. Subsequent expenditure is capitalised to the asset's carrying amount only when it is probable that future economic benefits associated with the expenditure will flow to the group and the cost of the item can be measured reliably. All other repairs and maintenance costs are expensed when incurred. When part of an investment property is replaced, the carrying amount of the replaced part is derecognized. Subsequent to initial recognition, investment properties are measured in accordance with Ind AS 16's requirements for cost model



[Handwritten signature]
[Handwritten signature]
[Handwritten initials]

Almondz Finanz Limited

Notes to the financial statements for the year ended March 31, 2023

(vi) Revenue recognition

Revenue is measured based on the transaction price, which is the consideration, adjusted for volume discounts, service level credits, performance bonuses, price concessions and incentives, if any, as specified in the contract with the customer.

Loans advanced/Interest bearing securities and deposits

Interest on Loan is recognised as earned on a day-to-day basis.

In case of interest on investments held as stock in trade, broken period interest on every purchase or sale is split from the price as accrued interest paid or realised. Such broken period accrued interest paid on purchase & received subsequently on its sale is netted and reckoned as income.

Revenue from related parties is recognised based on transaction price which is at arm's length.

The Company does not disaggregate its revenue from contracts with customers into geographical segments.

Advisory and consultancy services

Fee is booked on the completion of task/project as per the terms of agreement. However, where the percentage of completion is significant enough to ascertain the outcome reliably, revenue is recognised to the extent it can be accurately measured.

Trading activities

Income from broking on distribution operations is recognised on the closure of the issue of mutual funds, bonds, fixed deposits and other money market instruments. Income from stock broking operations is accrued on completion of transaction at the stock exchanges for commission from broking operations.

In the case of trading in bonds, the profit/ loss from the transaction is recognised on the closure of the deal and consequent delivery of the bond.

Revenue on account of trading in shares is recognised on the basis of each trade executed at the stock exchange during the financial year.

In respect of non-delivery based transactions such as derivatives and intraday, the profit and loss is accounted for at the completion of each settlement, however in case of an open settlement the net result of transactions which are squared up on FIFO basis is recognised as profit/loss in the account.

Income from non-performing assets

Income from non-performing assets are recognised as per the guidelines of the RBI on prudential norms for income recognition of NBFCs.

Penal interest on delayed payments

They are recognised on cash basis.

Other interest income

Interest income is recognised on time proportion basis considering the amount outstanding and the rate applicable.

Dividend

Revenue is recognised when the company's right to receive payment is established by the balance sheet date.

Other Revenue

In respect of other heads of income, the Company follows the practice of recognising income on accrual basis.

Revenues recognised are net of GST wherever applicable.

(vii) Expenses



[Handwritten signature]
[Handwritten signature]
[Handwritten initials]

Almondz Finanz Limited

Notes to the financial statements for the year ended March 31, 2023

Expenses are recognised on accrual basis and provisions are made for all known losses and liabilities. Expenses incurred on behalf of other companies, in India, for sharing personnel, common services and facilities like premises, telephones, etc. are allocated to them at cost and reduced from respective expenses. Similarly, expenses allocation received from other companies is included within respective expense classifications.

(viii) Borrowing costs

Borrowing costs that are directly attributable to the acquisition and/or construction of a qualifying asset, till the time such qualifying assets become ready for its intended use, are capitalised. Borrowing costs consists of interest and other cost that the Company incurred in connection with the borrowing of funds. A qualifying asset is one that necessarily takes a substantial period of time to get ready for its intended use. All other borrowing costs are charged to the Statement of Profit and Loss as incurred basis the effective interest rate method.

(ix) Taxation

Tax expense recognised in Statement of Profit and Loss comprises the sum of deferred tax and current tax except to the extent it recognised in other comprehensive income or directly in equity.

Current tax comprises the tax payable or receivable on taxable income or loss for the year and any adjustment to the tax payable or receivable in respect of previous years. Current tax is computed in accordance with relevant tax regulations. The amount of current tax payable or receivable is the best estimate of the tax amount expected to be paid or received after considering uncertainty related to income taxes, if any. Current tax relating to items recognised outside profit or loss is recognised outside profit or loss (either in other comprehensive income or in equity).

Current tax assets and liabilities are offset only if there is a legally enforceable right to set off the recognised amounts, and it is intended to realise the asset and settle the liability on a net basis or simultaneously.

Minimum alternate tax ('MAT') credit entitlement is recognised as an asset only when and to the extent there is convincing evidence that normal income tax will be paid during the specified period. In the year in which MAT credit becomes eligible to be recognised as an asset, the said asset is created by way of a credit to the Statement of Profit and Loss and shown as MAT credit entitlement. This is reviewed at each balance sheet date and the carrying amount of MAT credit entitlement is written down to the extent it is not reasonably certain that normal income tax will be paid during the specified period.

Deferred tax is recognised in respect of temporary differences between carrying amount of assets and liabilities for financial reporting purposes and corresponding amount used for taxation purposes. Deferred tax assets are recognised on unused tax loss, unused tax credits and deductible temporary differences to the extent it is probable that the future taxable profits will be available against which they can be used. This is assessed based on the Company's forecast of future operating results, adjusted for significant non-taxable income and expenses and specific limits on the use of any unused tax loss. Unrecognised deferred tax assets are re-assessed at each reporting date and are recognised to the extent that it has become probable that future taxable profits will allow the deferred tax asset to be recovered.

Deferred tax assets and liabilities are measured at the tax rates that are expected to apply in the year when the asset is realised or the liability is settled, based on tax rates (and tax laws) that have been enacted or substantively enacted at the reporting date. The measurement of deferred tax reflects the tax consequences that would follow from the manner in which the Company expects, at the reporting date to recover or settle the carrying amount of its assets and liabilities. Deferred tax assets and liabilities are offset only if there is a legally enforceable right to set off the recognised amounts, and it is intended to realise the asset and settle the liability on a net basis or simultaneously. Deferred tax relating to items recognised outside statement of profit and loss is recognised outside statement of profit or loss (either in other comprehensive income or in equity).

(x) Employee benefits

Short-term employee benefits



[Handwritten signatures]

Short-term employee benefits including salaries, short term compensated absences (such as a paid annual leave) where the absences are expected to occur within twelve months after the end of the period in which the employees render the related service, profit sharing and bonuses payable within twelve months after the end of the period in which the employees render the related services and non-monetary benefits for current employees are estimated and measured on an undiscounted basis.

Post-employment benefit plans are classified into defined benefits plans and defined contribution plans as under:

Defined contribution plans

The Company has a defined contribution plans namely provident fund, pension fund and employees state insurance scheme. The contribution made by the Company in respect of these plans are charged to the Statement of Profit and Loss.

Defined benefit plans

The Company has an obligation towards gratuity, a defined benefit retirement plan covering eligible employees. Under the defined benefit plans, the amount that an employee will receive on retirement is defined by reference to the employee's length of service and last drawn salary. The legal obligation for any benefits remains with the Company, even if plan assets for funding the defined benefit plan have been set aside. The liability recognised in the statement of financial position for defined benefit plans is the present value of the Defined Benefit Obligation (DBO) at the reporting date less the fair value of plan assets. Management estimates the DBO annually with the assistance of independent actuaries. Actuarial gains/losses resulting from re-measurements of the liability/asset are included in other comprehensive income.

Other long-term employee benefits

The Company also provides the benefit of compensated absences to its employees which are in the nature of long-term employee benefit plans. Liability in respect of compensated absences becoming due and expected to avail after one year from the Balance Sheet date is estimated in the basis of an actuarial valuation performed by an independent actuary using the projected unit credit method as on the reporting date. Actuarial gains and losses arising from experience and changes in actuarial assumptions are charged to Statement of Profit and Loss in the year in which such gains or losses are determined. However, the Company does not encash compensated absences.

(xi) Leases

Company as a lessee

The Company's lease asset classes primarily consist of leases for land and buildings. The Company assesses whether a contract contains a lease, at inception of a contract. A contract is, or contains, a lease if the contract conveys the right to control the use of an identified asset for a period of time in exchange for consideration. To assess whether a contract conveys the right to control the use of an identified asset, the Company assesses whether:

- (i) the contract involves the use of an identified asset
- (ii) the Company has substantially all the economic benefits from use of the asset through the period of the lease and
- (iii) the Company has the right to direct the use of the asset.

At the date of commencement of the lease, the Company recognises a right-of-use (ROU) asset and a corresponding lease liability for all lease arrangements in which it is a lessee, except for leases with a term of



[Handwritten signature]
[Handwritten signature]
[Handwritten signature]
[Handwritten signature]

Almondz Finanz Limited

Notes to the financial statements for the year ended March 31, 2023

12 months or less (short-term leases) and low value leases. For these short-term and low-value leases, the Company recognises the lease payments as an operating expense on a straight-line basis over the term of the lease.

Certain lease arrangements include the options to extend or terminate the lease before the end of the lease term. ROU assets and lease liabilities includes these options when it is reasonably certain that they will be exercised.

The ROU assets are initially recognised at cost, which comprises the initial amount of the lease liability adjusted for any lease payments made at or prior to the commencement date of the lease plus any initial direct costs less any lease incentives. They are subsequently measured at cost less accumulated depreciation and impairment losses.

ROU assets are depreciated from the commencement date on a straight-line basis over the shorter of the lease term and useful life of the underlying asset. ROU assets are evaluated for recoverability whenever events or changes in circumstances indicate that their carrying amounts may not be recoverable. For the purpose of impairment testing, the recoverable amount (i.e. the higher of the fair value less cost to sell and the value-in-use) is determined on an individual asset basis unless the asset does not generate cash flows that are largely independent of those from other assets. In such cases, the recoverable amount is determined for the Cash Generating Unit (CGU) to which the asset belongs.

The lease liability is initially measured at amortised cost at the present value of the future lease payments. The lease payments are discounted using the interest rate implicit in the lease or, if not readily determinable, using the incremental borrowing rates in the country of domicile of these leases. Lease liabilities are remeasured with a corresponding adjustment to the related ROU asset if the Company changes its assessment of whether it will exercise an extension or a termination option.

The Company as a lessor

Leases for which the Company is a lessor is classified as a finance or operating lease. Whenever the terms of the lease transfer substantially all the risks and rewards of ownership to the lessee, the contract is classified as a finance lease. All other leases are classified as operating leases.

When the Company is an intermediate lessor, it accounts for its interests in the head lease and the sublease separately. The sublease is classified as a finance or operating lease by reference to the ROU asset arising from the head lease.

For operating leases, rental income is recognised on a straight-line basis over the term of the relevant lease.

(xii) Earnings per share

Basic earnings per share is calculated by dividing the net profit or loss for the period attributable to equity shareholders (after deducting attributable taxes) by the weighted average number of equity shares outstanding during the period. The weighted average number of equity shares outstanding during the period is adjusted for events including a bonus issue.

For the purpose of calculating diluted earnings per share, the net profit or loss (interest and other finance cost associated) for the period attributable to equity shareholders and the weighted average number of shares outstanding during the period are adjusted for the effects of all dilutive potential equity shares.

(xiii) Foreign currency

Transactions and balances

Foreign currency transactions are translated into the functional currency, by applying the exchange rates on the foreign currency amounts at the date of the transaction. Foreign currency monetary items outstanding at the balance sheet date are converted to functional currency using the closing rate. Non-monetary items denominated in a foreign currency which are carried at historical cost are reported using the exchange rate at the date of the transaction.



Four handwritten signatures in blue ink, written over the bottom right portion of the stamp and extending to the right.

Almondz Finanz Limited

Notes to the financial statements for the year ended March 31, 2023

Exchange differences arising on monetary items on settlement, or restatement as at reporting date, at rates different from those at which they were initially recorded, are recognised in the Statement of Profit and Loss in the year in which they arise.

Transition to Ind AS

The Company has elected to exercise the option for accounting for exchange differences arising from translation of long-term foreign currency monetary items recognised in the financial statements for the period ending immediately before the beginning of the first Ind.AS financial reporting period as per the previous GAAP.

(xiv) Impairment of assets

a) Impairment of non-financial assets

The company assesses, at each reporting date, whether there is an indication that an asset may be impaired. If any indication exists, or when annual impairment testing for an asset required, the company estimates the assets recoverable amount. An asset's recoverable is the higher of an asset's fair value less costs of disposal and its value in use. Recoverable amount is determined for an individual asset, unless the asset does not generate cash inflows that are largely independent of those from other assets.

If such assets are considered to be impaired, the impairment to be recognized in the statement of Profit and loss is measured by the amount by which the carrying amount value of the assets exceeds the estimated recoverable amount of the asset. An impairment loss is reversed in the statement of profit and loss if there has been a change in the estimates used to determine the recoverable amount. The carrying amount of the asset is increased to its revised recoverable amount, provided that this amount does not exceed the carrying amount that would have been determined (net of any accumulated amortization or depreciation) has no impairment loss been recognized for the asset in prior years.

b) Impairment of financial assets

The company recognizes loss allowances using the expected credit loss (ECL) model for the financial assets which are not fair valued through profit and loss. Loss allowance for trade receivables with no significant financing component is measured at an amount equal to lifetime ECL. The company applies a simplified approach in calculating Expected Credit Losses (ECLs) on trade receivables. Therefore, the company does not track changes in credit risk, but instead recognize a loss allowance based on lifetime ECLs at each reporting date. The company established a provision matrix that is based on its historical credit loss experience, adjusted for forward looking factors specific to the debtors and the economic environment.

For all other financial assets, expected credit loss are measured at an amount equal to the 12 month ECL, unless there has been a significant increase in credit risk from initial recognition in which case those are measured at lifetime ECL. The amount of expected credit losses (or reversal) that is required to adjust the loss allowance at the reporting date to the amount that is required to be recognized is recognized as an impairment gain or loss in the statement of profit and loss.

(xv) Financial instruments

A Financial instrument is any contract that gives rise to a financial asset of one entity and a financial liability or equity instrument of another entity.

Initial recognition and measurement

Financial assets and financial liabilities are recognised when the Company becomes a party to the contractual provisions of the financial instrument and are measured initially at fair value adjusted for transaction costs. Subsequent measurement of financial assets and financial liabilities is described below.



Handwritten signatures in blue ink, including a large stylized signature and several smaller ones.

Non-derivative financial assets

Subsequent measurement

i. **Financial assets carried at amortised cost** – a financial asset is measured at the amortised cost if both the following conditions are met:

- The asset is held within a business model whose objective is to hold assets for collecting contractual cash flows, and
- Contractual terms of the asset give rise on specified dates to cash flows that are solely payments of principal and interest (SPPI) on the principal amount outstanding.

After initial measurement, such financial assets are subsequently measured at amortised cost using the effective interest rate (EIR) method. Amortised cost is calculated by considering any discount or premium on acquisition and fees or costs that are an integral part of the EIR. The EIR amortisation is included in interest income in the Statement of Profit and Loss.

ii. **Investments in equity instruments** – Investments in equity instruments which are held for trading are classified as at fair value through profit or loss (FVTPL). For all other equity instruments, the Company makes an irrevocable choice upon initial recognition, on an instrument by instrument basis, to classify the same at fair value through profit or loss (FVTPL). Amounts presented in other comprehensive income are not subsequently transferred to profit or loss. However, the Company transfers the cumulative gain or loss within equity. Dividends on such investments are recognised in profit or loss unless the dividend clearly represents a recovery of part of the cost of the investment.

De-recognition of financial assets

Financial assets (or where applicable, a part of financial asset or part of a group of similar financial assets) are de-recognised (i.e. removed from the Company's balance sheet) when the contractual rights to receive the cash flows from the financial asset have expired, or when the financial asset and substantially all the risks and rewards are transferred. Further, if the Company has not retained control, it shall also de-recognise the financial asset and recognise separately as assets or liabilities any rights and obligations created or retained in the transfer.

De-recognition of financial liabilities

A financial liability is de-recognised when the obligation under the liability is discharged or cancelled or expired. When an existing financial liability is replaced by another from the same lender on substantially different terms, or the terms of an existing liability are substantially modified, such an exchange or modification is treated as the de-recognition of the original liability and the recognition of a new liability. The difference in the respective carrying amounts is recognised in the Statement of Profit and Loss.

First loss default guarantee

First loss default guarantee contracts are contracts that require the Company to make specified payments to reimburse the bank and financial institution for a loss it incurs because a specified debtor fails to make payments when due, in accordance with the terms of an agreement. Such financial guarantees are given to banks and financial institutions, for whom the Company acts as 'Business Correspondent'.

These contracts are initially measured at fair value and subsequently measure at higher of:

- The amount of loss allowance (calculated as described in policy for impairment of financial assets)
- Maximum amount payable as on the reporting date to the respective bank/financial institution which is based on the amount of loans overdue for more than 75-90 days in respect to agreements with banks and financial institutions.

Further, the maximum liability is restricted to the cash outflow agreed in the agreement.



Handwritten signatures in blue ink, including a large stylized signature and another signature that appears to read "Anita Jones".

Offsetting of financial instruments

Financial assets and financial liabilities are offset and the net amount is reported in the balance sheet if there is a currently enforceable legal right to offset the recognised amounts and there is an intention to settle on a net basis, to realise the assets and settle the liabilities simultaneously.

(xvi) Operating segments

An operating segment is a component of the Company that engages in business activities from which it may earn revenues and incur expenses (including revenues and expenses relating to transactions with other components of the Company), whose operating results are regularly reviewed by the Company's chief operating decision maker (CODM) to make decisions about resources to be allocated to the segment and assess its performance, and for which discrete financial information is available. Operating segments of the Company are reported in a manner consistent with the internal reporting provided to the CODM.

(xvii) Stock-in-trade

A financial instrument is classified as held for trading if it is acquired or incurred principally for selling or repurchasing in the near term, or forms part of a portfolio of financial instruments that are managed together and for which there is evidence of short-term profit taking, or it is a derivative not designated in a qualifying hedge relationship. Trading derivatives and trading securities are classified as held for trading and recognized at fair value.

2.1 Changes to accounting policies

Ind AS 116 - Leases

Effective April 1, 2019, the Company adopted Ind AS 116, Leases and applied the standard to all lease contracts existing on April 1, 2019 using the modified retrospective method and has taken the cumulative adjustment to retained earnings, on the date of initial application. Consequently, the Company recorded the lease liability at the present value of the lease payments discounted at the incremental borrowing rate and the ROU asset at its carrying amount as if the standard had been applied since the commencement date of the lease, but discounted at the Company's incremental borrowing rate at the date of initial application. Comparatives as at and for the year ended March 31, 2019 have not been retrospectively adjusted and therefore will continue to be reported under the accounting policies included as part of our Annual Report for year ended March 31, 2019.

On transition, the adoption of the new standard resulted in recognition of 'Right of Use' asset of Rs. 59.27 lacs, and a lease liability of Rs. 64.26 lacs. Ind AS 116 has resulted in an increase in cash inflows from operating activities and an increase in cash outflows from financing activities on account of lease payments.

The following is the summary of practical expedients elected on initial application:

- a. Applied a single discount rate to a portfolio of leases of similar assets in similar economic environment with a similar end date.
- b. Applied the exemption not to recognise ROU assets and liabilities for leases with less than 12 months of lease term on the date of initial application.
- c. Excluded the initial direct costs from the measurement of the ROU asset at the date of initial application.
- d. Applied the practical expedient to grandfather the assessment of which transactions are leases. Accordingly, Ind AS 116 is applied only to contracts that were previously identified as leases under Ind AS 17.



Almondz Finanz Limited
Notes to the financial statements for the year ended March 31, 2023

2.3 Recent Pronouncements

Ministry of Corporate Affairs ("MCA") notifies new standard or amendments to the existing standards under Companies (Indian Accounting Standards) Rules as issued from time to time. On March 31, 2023, MCA amended the Companies (Indian Accounting Standards) Rules, 2015 by issuing the Companies (Indian Accounting Standards) Amendment Rules, 2023, applicable from April 1, 2023, as below:

Ind AS 1 – Presentation of Financial Statements

The amendments require companies to disclose their material accounting policies rather than their significant accounting policies. Accounting policy information, together with other information, is material when it can reasonably be expected to influence decisions of primary users of general-purpose financial statements. The Group does not expect this amendment to have any significant impact in its financial statements.

Ind AS 12 – Income Taxes

The amendments clarify how companies account for deferred tax on transactions such as leases and decommissioning obligations. The amendments narrowed the scope of the recognition exemption in paragraphs 15 and 24 of Ind AS 12 (recognition exemption) so that it no longer applies to transactions that, on initial recognition, give rise to equal taxable and deductible temporary differences. The Group is evaluating the impact, if any, in its financial statements.

Ind AS 8 – Accounting Policies, Changes in Accounting Estimates and Errors

The amendments will help entities to distinguish between accounting policies and accounting estimates. The definition of a change in accounting estimates has been replaced with a definition of accounting estimates. Under the new definition, accounting estimates are "monetary amounts in financial statements that are subject to measurement uncertainty". Entities develop accounting estimates if accounting policies require items in financial statements to be measured in a way that involves measurement uncertainty. The Group does not expect this amendment to have any significant impact in its financial statements.



Almondz Finanz Limited
Balance Sheet as at March 31, 2023
(All amounts are in Rupees in lacs , unless otherwise stated)

	Note	As at March 31, 2023	As at March 31, 2022
Assets			
Financial assets			
Cash and cash equivalents	3	90.87	565.48
Receivables			
Trade receivables	4	270.15	406.13
Loans	5	3,729.98	3,386.21
Investments	6	185.00	484.39
Other financial assets	7	-	1.24
		4,276.00	4,843.44
Non-financial assets			
Income tax assets (net)	8	17.96	24.55
Deferred tax assets (net)	9	48.33	82.76
Property, plant and equipment	10	0.11	0.11
Right-of-use assets	11	7.24	32.34
Investment property	12	224.73	296.75
Other non-financial assets	13	134.72	135.40
		433.09	571.91
Total Assets		4,709.09	5,415.34
Liabilities and Equity			
Liabilities			
Financial liabilities			
Borrowings other than debt securities	14	-	751.50
Operating lease liabilities	15	7.45	40.28
Other financial liabilities	16	41.14	22.23
		48.59	814.01
Non-financial liabilities			
Provisions	17	24.59	42.66
Other non-financial liabilities	18	11.91	7.02
		36.50	49.67
Equity			
Equity share capital	19	3,000.00	3,000.00
Other equity	20	1,624.01	1,551.66
		4,624.01	4,551.66
Total Liabilities and Equity		4,709.09	5,415.34

Summary of significant accounting policies 1 & 2
The accompanying notes form an integral part of these financial statements.
Per our report of even date.

For Mohan Gupta & Co.
Chartered Accountants
Firm Registration No. 006519N
New Delhi
Himanshu Gupta
Partner
Membership No. 527863

UDIN- 23527863BGXHPT1153

Place: New Delhi
Date: 26.05.2023

For and on behalf of Board of Directors of
Almondz Finanz Limited

Navjeet Singh Sobti
Managing Director
DIN : 00008393

Priya Tomer
Company Secretary
Membership No.: 61590

Jagdeep Singh
Director
DIN : 00008348

Rajeev Kumar
Chief Finance Officer
PAN : ALPPK5252J

Almondz Finanz Limited
Statement of Profit and Loss for the year ended March 31, 2023
(All amounts are in Rupees in lacs , unless otherwise stated)

	Note	For the year ended March 31, 2023	For the year ended March 31, 2022
Income			
Revenue from operations			
Interest income	21	330.66	678.64
Net gain on fair value changes	22	-34.04	50.96
Other operating income	23	59.83	-
		356.45	729.60
Other income	24	19.64	16.24
		19.64	16.24
Total Income		376.09	745.84
Expenses			
Impairment on financial instruments	25	-	3.97
Finance costs	26	18.56	377.01
Employee benefits expenses	27	121.04	107.47
Depreciation and amortisation	28	6.97	11.16
Other expenses	29	106.20	19.41
Total Expenses		252.77	519.01
Profit before exceptional items and tax		123.32	226.83
Exceptional items		-	-
Profit before tax		123.32	226.83
Tax expense:			
Current tax	40	52.53	53.04
MAT credit	40	13.25	-
Adjustment for prior years	40	-	-8.88
Deferred tax charge	40	1.15	-0.08
		66.93	44.08
Profit after tax		56.38	182.74
Other comprehensive income			
Items that will not be reclassified to profit or loss			
- Remeasurement of defined benefit plans	36	22.12	16.62
- Income tax relating to these items	40	-6.15	-4.62
Other comprehensive income for the year		15.97	11.99
Total comprehensive income		72.35	194.74
Earnings per equity share (in Rs.):			
Nominal value of Rs. 10 each (Previous year Rs. 10 each)			
-Basic & Diluted earning per share	30	0.19	0.61

Summary of significant accounting policies 1 & 2

The accompanying notes form an integral part of these financial statements.
Per our report of even date.

For **Mohan Gupta & Co.**
Chartered Accountants
Firm Registration No. 006519N



Himanshu Gupta
Partner
Membership No. 527863

UDIN- 23527863BGXHPT1153

Place: New Delhi
Date: 26.05.2023

For and on behalf of Board of Directors of
Almondz Finanz Limited


Navjeet Singh Sobti
Managing Director
DIN : 00008393


Priya Tomer
Company Secretary
Membership No.: 61590


Jagdeep Singh
Director
DIN : 00008348


Rajeev Kumar
Chief Finance Officer
PAN : ALPPK5252J

Almondz Finanz Limited

Statement Of Cash flows as at March 31, 2023

(All amounts are in Rupees in lacs , unless otherwise stated)

	For the period ended Mar 31, 2023	For the year ended March 31, 2022
A Cash flow from operating activities		
Profit before tax	123.32	226.83
Adjustments for:		
Depreciation and amortisation expense	-	-
Amortisation on Investment Property	4.44	5.04
Previous Year Impact related to change in Lease Rights taken in Other Equity	-0.00	-
Provision for employee benefits	4.76	5.50
Amortisation of Right of Use Asset	2.53	6.12
Impairment on financial instruments	-	-
Provision/ liabilities written back	-1.92	-3.15
Bad debts	88.14	4.59
Interest on lease liability	-6.42	5.83
Finance costs	24.98	371.17
Operating profit before working capital changes	239.84	621.94
Movement in working capital		
Decrease/(increase) in trade receivables	115.41	-199.17
Decrease/(increase) in loan	-343.77	-73.45
Increase/(decrease) in provisions	1.21	3.84
Decrease/(increase) in Right to use assets	22.57	0.00
Decrease/(increase) in other financial assets	1.24	75.08
Decrease/(increase) in other non-financial assets	0.68	-3.47
Increase/(decrease) in other financial liabilities	18.91	-51.97
Increase/(decrease) in other non-financial liability	4.90	3.48
Increase/(decrease) in Lease liability	-26.41	-10.50
Cash generated from/ (used in) operations	34.55	365.78
Less: Income Tax Paid (net of refunds)	-32.07	-54.43
Net cash inflow from/ (used in) operating activities (A)	2.48	311.35
B Cash flows from investing activities		
Payments for property, plant and equipment and intangible assets	-	-
Payments for purchase of investments property	-	-
Change in investments	299.39	-50.96
Net cash inflow from/ (used in) investing activities (B)	299.39	-50.96
C Cash flows from financing activities		
Finance cost	-24.98	-371.17
Proceeds from borrowings (net)	-751.50	-49.73
Net cash inflow from/ (used in) financing activities (C)	-776.48	-420.90
Net increase (decrease) in cash and cash equivalents (A+B+C)	-474.61	-160.52
Cash and cash equivalents at the beginning of the year	565.48	726.00
Cash and cash equivalents at the end of the year	90.87	565.48



Almondz Finanz Limited
Statement Of Cash flows as at March 31, 2023
(All amounts are in Rupees in lacs , unless otherwise stated)


	For the period ended Mar 31, 2023	For the year ended March 31, 2022
Notes to statement of cash flows		
(i) Components of cash and bank balances (refer note 3)		
Cash and cash equivalents		
- Cash on hand	1.00	1.63
- Cheque on hand	-	-
- Balances with banks in current account	89.87	563.85
Cash and bank balances at end of the year	90.87	565.48

- (ii) There are no reconciliation items between the opening and closing balances in the balance sheet for liabilities arising from financing activities.
- (iii) The above Cash Flow Statement has been prepared in accordance with the "Indirect Method" as set out in the Ind AS - 7 on "Cash Flow Statements" specified under Section 133 of the Companies Act, 2013, as applicable.
- (iv) The above statement of cash flows should be read in conjunction with the accompanying notes 1 to 44.

Summary of significant accounting policies 1 & 2

The accompanying notes form an integral part of these financial statements.
 Per our report of even date.

For **Mohan Gupta & Co.**
 Chartered Accountants
 Firm Registration No. 006519N

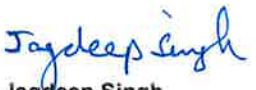

Himanshu Gupta
 Partner
 Membership No. 527863


UDIN- 23527863BGXHPT1153

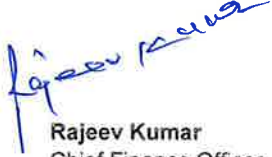
Place: New Delhi
 Date: 26.05.2023

For and on behalf of Board of Directors of
Almondz Finanz Limited


Navjeet Singh Sobti
 Managing Director
 DIN : 00008393


Jagdeep Singh
 Director
 DIN : 00008348


Priya Tomer
 Company Secretary
 Membership No.: 61590


Rajeev Kumar
 Chief Finance Officer
 PAN : ALPPK5252J

Almondz Finanz Limited

Statement of Changes in Equity for the year ended March 31, 2022

(All amounts are in Rupees in lacs , unless otherwise stated)

A. Equity Share capital

Equity share capital	
Balance as at April 1, 2021	3,000.00
Changes In Equity Share Capital due to prior period errors	-
Restated balance at the beginning of previous reporting period	3,000.00
Change in equity share capital during 2021-22	-
Balance as at March 31, 2022	3,000.00
Changes In Equity Share Capital due to prior period errors	-
Restated balance at the beginning of current reporting period	3,000.00
Change in equity share capital during 2022-23	-
Balance as at March 31, 2023	3,000.00

B. Other Equity

Particulars	Attributable to owners of the company				Total
	Reserves & Surplus			Remeasurement of defined benefit plans	
	Special Reserve	Retained earnings	Rectification Adjustment for previous year		
Balance as at April 1, 2021	302.75	1,032.52	4.99	16.56	1,356.82
Changes in prior period errors	-	-	-	-	-
Restated balance at the beginning of previous reporting period	302.75	1,032.52	-	16.56	1,356.82
Profit for the year	-	182.74	-	-	182.74
Other comprehensive income	39.00	-39.00	-	11.99	11.99
Addition / Adjustments during the year	-	-	-	-	-
Balance as at April 1, 2022	341.75	1,176.26	-	28.55	1,551.56
Changes in prior period errors	-	-	-	-	-
Restated balance at the beginning of previous reporting period	341.75	1,176.26	-	28.55	1,551.56
Profit for the year	-	56.38	-	-	56.38
Other comprehensive income	14.00	-14.00	-	15.97	15.97
Addition / Adjustments during the year	-	-	-	-	-
Balance as at March 31, 2023	355.75	1,218.65	-	44.52	1,623.91

The accompanying notes form an integral part of these financial statements.

Per our report of even date.

For Mohan Gupta & Co.
Chartered Accountants
Firm Registration No. 006519N



Himanshu Gupta
Partner
Membership No. 527863


UDIN- 23527863BGXHPT1153


Place: New Delhi
Date: 26.05.2023

For and on behalf of Board of Directors of
Almondz Finanz Limited


Navjeet Singh Scotti
Managing Director
DIN : 00008393


Priya Tomer
Company Secretary
Membership No.: 61590


Jagdeep Singh
Director
DIN : 00008348


Rajeev Kumar
Chief Finance Officer
PAN : ALPPK5252J

Almondz Finanz Limited
Notes to Financial Statements for the year ended March 31, 2023
(All amounts are in Rupees in lacs , unless otherwise stated)

3 Cash and cash equivalents

	As at March 31, 2023	As at March 31, 2022
Cash on hand	1.00	1.63
Balances with banks		
-on current accounts	89.87	563.85
	90.87	565.48

5 Loans

	As at March 31, 2023	As at March 31, 2022
Unsecured, considered good		
Loans to		
-employees	0.32	0.40
-others	3,733.08	3,386.15
Less: Allowance for impairment	-3.42	-0.34
	3,729.98	3,386.21
Out of the above		
-In India	3,729.98	3,386.21
-Others	-	-
	3,729.98	3,386.21

6 Investments

	As at March 31, 2023	As at March 31, 2022
A Investment in equity instruments (Quoted) (At fair value through profit or loss)		
Indo Count Industries Limited	-	299.39
B Investment in preference instruments (Unquoted) (At fair value through profit or loss)		
Classy Investment Pvt Ltd	185.00	185.00
	185.00	484.39
Out of the above		
-In India	185.00	484.39
-Others	-	-
	185.00	484.39

7 Other financial assets

	As at March 31, 2023	As at March 31, 2022
Advances		
-Others	-	1.24
	-	1.24

8 Income tax assets (net)

	As at March 31, 2023	As at March 31, 2022
Income tax assets	17.96	24.55
	17.96	24.55

9 Deferred tax assets (net)

	As at March 31, 2023	As at March 31, 2022
Deferred tax assets (refer note 38)	9.07	16.37
MAT credit entitlement	39.26	66.39
	48.33	82.76



(Handwritten signatures and initials)

Almondz Finanz Limited

Notes to Financial Statements for the year ended March 31, 2023

(All amounts are in Rupees in lacs , unless otherwise stated)

4 Trade receivables

	As at March 31, 2023	As at March 31, 2022
Unsecured, considered good Interest accrued on loans	275.71	414.41
Less: Allowance for impairment	-5.56	-8.28
	270.15	406.13

Trade Receivables ageing schedule on 31 March 2023

Particulars	Outstanding for following periods from due date of payment					Allowance of impairment	Total
	Not Due	Less than 6 months	6 months 1 year	1-2 years	2-3 years		
(i) Undisputed Trade receivables – considered good	-	275.71	-	-	-	-5.56	270.15
(ii) Undisputed Trade Receivables – credit impaired	-	-	-	-	-	-	-
(iii) Disputed Trade Receivables—considered good	-	-	-	-	-	-	-
(vi) Disputed Trade Receivables – credit impaired	-	-	-	-	-	-	-
Total	-	275.71	-	-	-	-5.56	270.15

Trade Receivables ageing schedule on 31 March 2022

Particulars	Outstanding for following periods from due date of payment					Allowance of impairment	Total
	Not Due	Less than 6 months	6 months 1 year	1-2 years	2-3 years		
(i) Undisputed Trade receivables – considered good	-	414.41	-	-	-	-8.28	406.13
(ii) Undisputed Trade Receivables – credit impaired	-	-	-	-	-	-	-
(iii) Disputed Trade Receivables—considered good	-	-	-	-	-	-	-
(vi) Disputed Trade Receivables – credit impaired	-	-	-	-	-	-	-
Total	-	414.41	-	-	-	-8.28	406.13

Footnotes:

- (i) Trade receivable are non interest bearing and are normally received in normal operating cycle.
- (ii) Details of trade receivables from related parties are disclosed in Note 37.
- (iii) The Company's exposure to credit and currency risks and loss allowances related to trade receivables are disclosed in Note 38.



Pritya Jaiswal

Almondz Finanz Limited
Notes to Financial Statements for the year ended March 31, 2023
(All amounts are in Rupees in lacs , unless otherwise stated)

10 Property, plant and equipment

<u>Current year</u>	Gross block (at cost)			Accumulated depreciation			Net block	
	As at April 1, 2022	Additions during the year	Disposal/ Adjustment	As at March 31, 2023	For the year	Disposal/ Adjustment	As at March 31, 2023	As at March 31, 2023
Furniture and fixtures	0.09	-	-	0.09	-	-	0.07	0.02
Computers and peripherals	0.43	-	-	0.43	-	-	0.37	0.06
Office equipments	0.15	-	-	0.15	-	-	0.12	0.03
Total	0.67	-	-	0.67	-	-	0.56	0.11

<u>Previous year</u>	Gross block (at cost)			Accumulated depreciation			Net block	
	As at April 1, 2021	Additions during the year	Disposal/ Adjustment	As at March 31, 2022	For the year	Disposal/ Adjustment	As at March 31, 2022	As at March 31, 2022
Furniture and fixtures	0.09	-	-	0.09	-	-	0.07	0.02
Computers and peripherals	0.43	-	-	0.43	0.04	-	0.33	0.06
Office equipments	0.15	-	-	0.15	0.02	-	0.10	0.03
Total	0.67	-	-	0.67	0.06	-	0.50	0.11

Footnotes:

- (i). The Company has not carried out any revaluation of property, plant and equipment for the year ended March 31, 2023 and March 31, 2022.
- (ii). Please refer note 32 for capital commitments.
- (iii). There are no impairment losses recognised during the year.
- (iv). There are no exchange differences adjusted in Property, Plant & Equipment.



Handwritten signatures and initials in blue ink, including 'Prig', 'Jomey', and a large stylized signature.

11 Right-of-use assets

Right-of-use assets (refer note 34)

	As at March 31, 2023	As at March 31, 2022
	7.24	32.34
	7.24	32.34

12 Investment property

A. Reconciliation of carrying amount

Cost or deemed cost

	As at March 31, 2023	As at March 31, 2022
Opening balance	296.75	301.79
Additions/(deletions) during the year	-67.58	-
Rectification Adjustment for previous year	-	-
Depreciation during the year	-4.44	-5.04
Total carrying amount	224.73	296.75

B. Amounts recognised the the Statement of profit and loss

	As at March 31, 2023	As at March 31, 2022
Rental income	7.80	9.58
Gain on Disposal of Property	9.92	-
Profit from investment properties before depreciation	17.72	9.58
Depreciation expense	4.44	5.04
Profit from investment property	13.28	4.54

C. Measurement of fair value

Investment property

	As at March 31, 2023	As at March 31, 2022
	275.04	393.70
	275.04	393.70

D. Estimation of fair values

The Company obtains independent valuations for each of its investment property by external, independent property valuers, having appropriate recognised professional qualifications and recent experience in the location and category of the property being valued. Fair market value is the amount expressed in terms of money that may be reasonably be expected to be exchanged between a willing buyer and a willing seller, with equity or both. The valuation by the valuer assumes that Company shall continue to operate and run the assets to have economic utility.

Valuation technique:

Under the market comparable method (or market comparable approach), a property's fair value is estimated based on comparable transactions. The market comparable approach is based upon the principle of substitution under which a potential buyer will not pay more for the property than it will cost to buy a comparable substitute property. In theory, the best comparable sale would be an exact duplicate of the subject property and would indicate, by the known selling price of the duplicate, the price for which the subject property could be sold. The unit of comparison applied by the Company is the price per square metre (sqm).

Fair value hierarchy:

The fair value measurement for the investment property has been categorised as a Level 2 fair value based on the inputs to the valuation technique used.

The valuation techniques and the inputs used in the fair value measurement categorised within Level 2 of the fair value hierarchy is as follows:

Valuation technique

Market method

Observable inputs

Guideline rate (Per sq. m.)
 Similar piece of land rate (Per sq.m.)

Investment property consists of residential flats in Vasant Kunj, New Delhi and Goregaon, Mumbai. During financial year 2019-20, the company has revalued the investment property at fair value for disclosure purpose and is based on the valuation by a registered valuer as defined under Rule 2 of Companies (Registered Valuers and Valuation) Rules, 2017. For FY 2022-23 same valuation has been taken for fair value purpose since there is no significant change in valuation.

Title Deeds of investment properties are in name of the Company.

The Company has pledged both properties at Goregaon, Mumbai with Bank of Baroda on behalf of Almondz Global Infra Consultant Ltd (AGICL) for two Term Loans. AGICL is a subsidiary of Almondz Global Securitised Limited which is holding of the Company.



[Handwritten signatures]

Almondz Finanz Limited

Notes to Financial Statements for the year ended March 31, 2023

(All amounts are in Rupees in lacs , unless otherwise stated)

13 Other non-financial assets

	As at March 31, 2023	As at March 31, 2022
Advance against property*	127.65	127.65
Balance with government authorities	6.37	5.34
Prepaid expenses	0.70	2.41
	134.72	135.40

*Advance against purchase of property paid to "Celebration City Projects Private Limited" . Company had submitted a claim under regulation 8A of the Insolvency and Bankruptcy (Insolvency Resolution Process for Corporate Persons) Regulations, 2016 on 22.12.2022 in respect of Corporate Insolvency Resolution Process of Celebration City Projects Private Limited.

14 Borrowings other than debt securities

	As at March 31, 2023	As at March 31, 2022
Unsecured		
Loans repayable on demand from -related parties (refer footnote i)	-	751.50
	-	751.50

Footnote:

(i) Loans from related party consists of loan from Avonmore Capital & Management Services Limited with interest rate of 9.50% p.a.

Details of Loans or Advances in the nature of loans granted to promoters, directors, KMPs and the related parties (as defined under the Companies Act, 2013) and repayable on demand as under -

As on 31 March 2023

Type of Borrower	Amount of loan or advance in the nature of loan outstanding	Percentage to the total Loans and Advances in the nature of loans
Promoter	Nil	Nil
Directors	Nil	Nil
KMPs	Nil	Nil
Related parties	Nil	Nil

As on 31 March 2022

Type of Borrower	Amount of loan or advance in the nature of loan outstanding	Percentage to the total Loans and Advances in the nature of loans
Promoter	Nil	Nil
Directors	Nil	Nil
KMPs	Nil	Nil
Related parties	751.5	100.00%



Handwritten signature in blue ink, appearing to read 'Pritya Chatterjee'.

Almondz Finanz Limited**Notes to Financial Statements for the year ended March 31, 2023***(All amounts are in Rupees in lacs , unless otherwise stated)***15 Lease liabilities**

	<u>As at</u> <u>March 31, 2023</u>	<u>As at</u> <u>March 31, 2022</u>
Lease liabilities (refer note 34)	7.45	40.28
	<u>7.45</u>	<u>40.28</u>

16 Other financial liabilities

	<u>As at</u> <u>March 31, 2023</u>	<u>As at</u> <u>March 31, 2022</u>
Payable to employees	11.89	10.58
Expenses payable	3.76	6.86
ESOP Outstanding Payables *	0.24	0.24
Security deposit	2.50	1.00
Other Payables to related parties	0.30	
Interest accrued and due to -related parties	22.45	3.55
	<u>41.14</u>	<u>22.23</u>

* The compensation committee in meeting of Almondz Global Securities Limited (AGSL), holding company of the company held on 14th March 2022 has allotted 85,000 options under series "I" to eligible employees of the company.

17 Provisions

	<u>As at</u> <u>March 31, 2023</u>	<u>As at</u> <u>March 31, 2022</u>
Provision for employee benefits		
-Gratuity	13.98	31.33
-Leave encashment	0.59	1.82
Contingent provisions for standard assets	10.02	9.50
	<u>24.59</u>	<u>42.66</u>

18 Other non-financial liabilities

	<u>As at</u> <u>March 31, 2023</u>	<u>As at</u> <u>March 31, 2022</u>
Statutory dues payable	11.91	7.02
	<u>11.91</u>	<u>7.02</u>



Handwritten signatures in blue ink, including a large signature and a smaller one below it, possibly reading "Pratibha Jaiswal".

Almondz Finanz Limited
Notes to Financial Statements for the year ended March 31, 2023
(All amounts are in Rupees in lacs , unless otherwise stated)

19 Equity share capital

Authorised

3,00,00,000 equity shares of Rs. 10 each

Issued, subscribed and fully paid-up

3,00,00,000 equity shares of Rs. 10 each

Add : Issued during the year

	As at March 31, 2023	As at March 31, 2022
Authorised	3,000.00	3,000.00
Issued, subscribed and fully paid-up	3,000.00	3,000.00
Add : Issued during the year	-	-
	<u>3,000.00</u>	<u>3,000.00</u>

b). Reconciliation of number of shares outstanding at the beginning and end of the year :

	Year ended March 31, 2023		Year ended March 31, 2022	
	No. of shares	Amount	No. of shares	Amount
At the beginning of year	3,00,00,000	3,000	3,00,00,000	3,000
Add: Shares forfeited during the year	-	-	-	-
Outstanding at the end of the year	<u>3,00,00,000</u>	<u>3,000</u>	<u>3,00,00,000</u>	<u>3,000</u>

c). Details of shareholders holding more than 5% of the company

	As at March 31, 2023		As at March 31, 2022	
	No. of shares	% Holding	No. of shares	% Holding
Almondz Global Securities Limited (Holding company)*	3,00,00,000	100%	3,00,00,000	100%
	<u>3,00,00,000</u>	<u>100%</u>	<u>3,00,00,000</u>	<u>100%</u>

*Includes 600 shares held through nominees Mr. Govind Prasad Agrawal, Mr. Jagdeep Singh, Mr. Navjeet Singh Sobti, Mr. Harjit Singh Sethi, Mr. Rohit Jain and Sunil Chandra holding 100 shares each.

d). There were no shares issued for consideration other than cash during the period of five years immediately preceding the reporting date.

e). No class of shares have been bought back by the Company during the period of five years immediately preceding the reporting date.

f). Details of Shareholding of Promoters

Shares held by promoters on 31 March 2023

S. No	Promoter name	No. of Shares	%of total shares	% Change during the year
1	Almondz Global Securities Limited	3,00,00,000	100%	-
	Total	3,00,00,000	100%	-

Promoter here means promoter as defined in the Companies Act, 2013.

Shares held by promoters on 31 March 2022

S. No	Promoter name	No. of Shares	%of total shares	% Change during the year
1	Almondz Global Securities Limited	3,00,00,000	100%	-
	Total	3,00,00,000	100%	-

Promoter here means promoter as defined in the Companies Act, 2013.



Pragya Jaiswal
20

Almondz Finanz Limited

Notes to Financial Statements for the year ended March 31, 2023

(All amounts are in Rupees in lacs, unless otherwise stated)

20 Other Equity

	As at March 31, 2023	As at March 31, 2022
a). Special reserve		
Balance at beginning of the year	341.75	302.75
Additions during the year	14.00	39.00
Balance at end of the year	355.75	341.75
b). Retained earnings		
Balance at beginning of the year	1,181.35	1,037.61
Add: Profit/(loss) for the year	56.38	182.74
Add: Rectification Adjustment for previous year	-	-
Less: Transfer to special reserve	-14.00	-39.00
Balance at end of the year	1,223.74	1,181.35
c). Other comprehensive income		
Balance at beginning of the year	28.55	16.56
Add: Other comprehensive income for the year	15.97	11.99
Balance at end of the year	44.52	28.55
Total Other equity	1,624.01	1,551.66

Nature and purpose of other reserves:

- a). **Special reserve**
Special reserve is created as per the terms of section 45-IC(1) of the Reserve Bank of India Act, 1934 as a statutory reserve.
- b). **Retained earnings**
Retained earnings represents the surplus in profit and loss account and appropriations.
- c). **Other comprehensive income**
Other comprehensive income consist of remeasurement gains/ losses on defined benefit plans carried through FVTOCI.

Prateek Kumar
2
ni



Almondz Finanz Limited
Notes to Financial Statements for the year ended March 31, 2023
(All amounts are in Rupees in lacs , unless otherwise stated)

21 Interest income

	Year ended March 31, 2023	Year ended March 31, 2022
Interest income on loans	330.66	678.64
	330.66	678.64

22 Net gain on fair value changes

	Year ended March 31, 2023	Year ended March 31, 2022
On financial instruments designated at fair value through profit or loss	-34.04	50.96
	-34.04	50.96

23 Other operating income

	Year ended March 31, 2023	Year ended March 31, 2022
On trading portfolio		
-Trading of securities/bonds	59.83	-
	59.83	-

24 Other income

	Year ended March 31, 2023	Year ended March 31, 2022
Interest received on income tax refund / FDRs	0.60	0.79
Leave encashment provision written back	1.24	0.22
Liabilities No Longer Required Written Back	0.09	2.36
Rent received	7.80	9.58
Profit on sale of investment	9.92	-
Miscellaneous income	-	3.29
	19.64	16.24

25 Impairment on financial instruments

- Impairment Loss on trade receivables	-	3.97
	-	3.97

26 Finance costs

	Year ended March 31, 2023	Year ended March 31, 2022
Interest expenses	24.95	371.05
Interest (Reversal) / Charge on lease liability	-6.42	5.83
Interest on late deposit of statutory dues	0.03	0.12
	18.56	377.01

27 Employee benefit expenses

	Year ended March 31, 2023	Year ended March 31, 2022
Salaries, wages and bonus	110.58	98.83
Gratuity	4.76	5.72
Staff welfare expense	3.95	1.44
Contribution to provident and other funds	1.74	1.49
	121.04	107.47



Handwritten signatures and initials in blue ink, including a large signature and the initials 'GK'.

Almondz Finanz Limited
Notes to Financial Statements for the year ended March 31, 2023
(All amounts are in Rupees in lacs , unless otherwise stated)

28 Depreciation and amortisation expense

	Year ended March 31, 2023	Year ended March 31, 2022
Depreciation on tangible assets (refer note 10)	-	-
Depreciation of investment property (refer note 12)	4.44	5.04
Amortisation of right-of-use assets (refer note 34)	2.53	6.12
	6.97	11.16

29 Other expenses

	Year ended March 31, 2023	Year ended March 31, 2022
Payment to Auditor (refer footnote)	2.69	0.94
Legal & Professional expenses	2.87	4.25
Business promotion	0.09	1.09
Rates and taxes	2.79	1.67
Repair & maintenance		
-Office maintenance	1.09	0.01
-Computer maintenance	-	-
-Building maintenance	0.33	1.43
Printing and stationery	0.02	0.00
Communication expenses	-	0.01
Electricity & water	-	-
Miscellaneous expenses	0.30	0.32
Provision for contingent standard assets	0.35	0.69
Demat charges	0.67	-
Bad Debts - written off	88.14	4.59
Donation	5.75	4.00
Travelling and conveyance	0.45	0.13
Bank charges	0.15	0.28
Provision for non performing assets	0.52	-
	106.20	19.41

Footnote:

(i) Payment of remuneration to auditors (excluding GST)

	Year ended March 31, 2023	Year ended March 31, 2022
Statutory audit	1.00	0.94
Other Matters	1.69	-
	2.69	0.94

30 Earnings per share

	Year ended March 31, 2023	Year ended March 31, 2022
Basic and diluted earnings per share (refer footnote)	0.19	0.61
Nominal value per share (in Rs.)	10.00	10.00

Footnotes:

(a) Profit attributable to equity shareholders

Profit for the year	56.38	182.74
Profit attributable to equity holders of the company for Basic and Diluted EPS	56.38	182.74

(b) Weighted average number of shares used as the denominator

Opening balance of issued equity shares	3,00,00,000	3,00,00,000
Effect of shares issued during the year, if any	-	-
Weighted average number of equity shares for Basic and Diluted EPS	3,00,00,000	3,00,00,000

(c) At present, the Company does not have any dilutive potential equity share.



Pritya James
[Signature]
[Signature]

Almondz Finanz Limited**Notes to Financial Statements for the year ended March 31, 2023***(All amounts are in Rupees in lacs , unless otherwise stated)***31 Segment information****A Basis of segmentation**

Segment information is presented in respect of the Company's key operating segments. The operating segments are based on the Company's management and internal reporting structure. The chief operating decision maker identifies primary segments based on the dominant source, nature of risks and returns and the internal organisation and management structure. The operating segments are the segments for which separate financial information is available and for which operating profit/loss amounts are evaluated regularly. All operating segments' operating results are reviewed regularly by the Board of Directors to make decisions about resources to be allocated to the segments and assess their performance.

The 'Board of Directors' have been identified as the Chief Operating Decision Maker (CODM), since they are responsible for all major decision with respect to the preparation and execution of business plan, preparation of budget, planning, expansion, alliance, joint venture, merger and acquisition, and expansion of any facility.

The Board of Directors examines the Company's performance both from a product and geographic perspective and have identified the following reportable segments of its business:

The following summary describes the operations in each of the Company's reportable segments:

Reportable segments	Operations
Trading in securities	It includes profit on trading activities.
Finance activities	It includes interest income on loan given.
Professional activities	It comprises broking/commission/underwriting/arranger fees mainly in the nature of services involving no or negligible financial risk.

B Information about reportable segments

Segment assets, segment liabilities and Segment profit and loss are measured in the same way as in the financial statements.

Information regarding the results of each reportable segment is included below. Performance is measured based on segment profit (before tax), as included in the internal management reports that are reviewed by the Group's Board of Directors. Segment profit is used to measure performance as management believes that such information is the most relevant in evaluating the results of certain segments relative to other entities that operate within these industries. Inter-segment pricing, if any, is determined on an arm's length basis.

For the year ended March 31, 2023

	Reportable segment		
	Trading in securities	Finance activities	Total
- Segment revenue	25.78	350.31	376.09
- Inter segment revenue	-	-	-
Revenue from external customers	25.78	350.31	376.09
Segment profit before tax	25.78	97.53	123.32
Segment assets	-	4,709.09	4,709.09
Segment liabilities	-	85.08	85.08



Pritya Jomey
ju
oi

Almondz Finanz Limited
Notes to Financial Statements for the year ended March 31, 2023
(All amounts are in Rupees in lacs, unless otherwise stated)

31 Segment information

For the year ended March 31, 2022

	Reportable segment		Total
	Trading in securities	Finance activities	
- Segment revenue	50.96	694.88	745.84
- Inter segment revenue	-	-	-
Revenue from external customers	50.96	694.88	745.84
Segment profit before tax	50.96	175.86	226.83
Segment assets	-	5,415.34	5,415.34
Segment liabilities	-	863.69	863.69

C Reconciliations of information on reportable segments

Revenues

i). Total revenue for reportable segments

	For the year ended March 31, 2023	For the year ended March 31, 2022
Trading in securities	25.78	50.96
Finance activities	350.31	694.88
Unallocable	-	-
Total revenue	376.09	745.84

ii). Total comprehensive income

Total profit before tax for reportable segments	123.32	226.83
Unallocable	-	-
Profit before tax	123.32	226.83

Tax expense	66.93	44.08
Profit after tax	56.38	182.74

Other comprehensive income

Items that will not be reclassified to profit or loss

Remeasurement of defined benefit plans	22.12	16.62
Income tax relating to these items	-6.15	-4.62
Other comprehensive income for the year	15.97	11.99

Total comprehensive income for the year	72.35	194.74
--	--------------	---------------



Prity Honey
on

Almondz Finanz Limited

Notes to Financial Statements for the year ended March 31, 2023

(All amounts are in Rupees in lacs , unless otherwise stated)

31 Segment information

Assets

iii). Total assets for reportable segments

Trading in securities

Finance activities

Unallocable

Total assets

	For the year ended March 31, 2023	For the year ended March 31, 2022
	-	-
	4,709.09	5,415.34
	-	-
	<u>4,709.09</u>	<u>5,415.34</u>

Liabilities

iv). Total liabilities for reportable segments

Trading in securities

Finance activities

Unallocable

	For the year ended March 31, 2023	For the year ended March 31, 2022
	-	-
	85.08	863.69
	-	-
	<u>85.08</u>	<u>863.69</u>

D Geographic information

The Company operates from one geographical segment i.e. in India and accordingly there are no reportable geographical segments.

E Major customers

There are no major customers which contribute more than 10% of the Group's total revenues in the current financial year.

.... Space intentionally left blank....

Pritya Honey
or



[Handwritten signature]

Almondz Finanz Limited

Notes to the standalone financial statements for the year ended March 31, 2023

(All amounts are in Rupees in lacs, unless otherwise stated)

32 Contingent liabilities, contingent assets and commitments

	As at March 31, 2023	As at March 31, 2022
Contingent liability		
Income tax demand disputed by the company for AY 2018-19	1.86	1.86
Corporate guarantee issued for "Almondz Global-Infra Consultants Limited" (AGICL), a wholly owned subsidiary of the Company to Bank of Baroda (Erstwhile Vijay Bank).	468.87	486.26
Corporate guarantee issued for Almondz Global-Infra Consultancy Limited (AGICL), a wholly owned subsidiary of the Company for Bank of Baroda.	251.45	193.09
	722.18	681.21
Capital commitments	Nil	Nil

Contingent assets

The company has no contingent assets as at March 31, 2023 (March 31, 2022 NIL).

33 Ratios

NBFC-ND with asset size of less than Rs.500 crores are exempted from the requirement of maintaining CRAR and, hence these ratio are not applicable to the company

34 Leases

The Company is lessee under an operating leases for one property in Okhla, New Delhi. The term of the lease is for 3 years.

Disclosure in respect of such operating leases is as given below:

Lease liabilities

The movement in lease liabilities during the year ended March 31, 2023 is as follows :

	As at March 31, 2023	As at March 31, 2022
Opening Balance	40.29	44.95
Addition during the year	7.78	-
Deletion during the year	-28.95	-
Finance cost accrued during the period	-6.42	5.83
Payment of lease liabilities	-5.25	-10.50
Closing Balance	7.45	40.29

The details of the contractual maturities of lease liabilities as at March 31, 2023 on undiscounted basis are as follows:

	As at March 31, 2023	As at March 31, 2022
Not later than one year	2.53	8.47
Later than one year but not later than five years	4.93	31.81
Later than five years	-	-
	7.45	40.29

Right-of-use (ROU) assets

The changes in the carrying value of ROU assets for the year ended March 31, 2023 are as follows :

	As at March 31, 2023	As at March 31, 2022
Opening Balance	32.33	38.46
Addition during the year	7.78	-
Deletion during the year	-30.35	-
Amortisation of ROU assets	-2.53	-6.12
Closing Balance	7.23	32.33



Prinjal Jaiswal
Dr. Ar

Almondz Finanz Limited

Notes to the standalone financial statements for the year ended March 31, 2023

(All amounts are in Rupees in lacs , unless otherwise stated)

35 Disclosures relating to suppliers registered under Micro, Small and Medium Enterprise Development Act, 2006:

	As at March 31, 2023	As at March 31, 2022
The principal amount and the interest due thereon remaining unpaid to any MSME supplier as at the end of each accounting year included in:		
-Principal amount due to micro and small enterprises	-	-
-Interest due on above	-	-
The amount of interest paid by the buyer in terms of section 16 of the MSMED ACT 2006 along with the amounts of the payment made to the supplier beyond the appointed day during each accounting year	-	-
The amounts of the payments made to micro and small suppliers beyond the appointed day during each accounting period.	-	-
The amount of interest due and payable for the year of delay in making payment (which have been paid but beyond the appointment day during the year) but without adding the Interest specified under the MSMED Act, 2006.	-	-
The amount of interest accrued and remaining unpaid at the end of each accounting year.	-	-
The amount of further interest remaining due and payable even in the succeeding years, until such date when the interest dues as above are actually paid to the small enterprise for the purpose of disallowance as a deductible under section 23 of the MSMED Act 2006.	-	-

36 Employee benefits

The Company contributes to the following post-employment defined benefit plans in India.

A. Defined contribution plans:

The Company makes contributions, determined as a specified percentage of employee salaries, in respect of qualifying employees towards provident fund and EDLI, which are defined contribution plans. The Company has no obligations other than to make the specified contributions. The contributions are charged to the statement of profit and loss as they accrue.

	March 31, 2023	March 31, 2022
Contribution to provident fund (Refer note 27)	1.74	1.49

B. Defined benefit plan:

Gratuity

The Company operates a post-employment defined benefit plan for Gratuity. This plan entitles an employee to receive half month's salary for each year of completed service at the time of retirement/exit.

The present value of obligation is determined based on actuarial valuation using the Projected Unit Credit Method, which recognize each period of service as giving rise to additional employee benefit entitlement and measures each unit separately to build up the final obligation.

The most recent actuarial valuation of plan assets and the present value of the defined benefit obligation for gratuity were carried out as at 31 March 2023. The present value of the defined benefit obligations and the related current service cost and past service cost, were measured using the Projected Unit Credit Method.

A. The following table set out the status of the defined benefit obligation

	March 31, 2023	March 31, 2022
Net defined benefit liability		
Liability for Gratuity	13.96	31.32
Total employee benefit liabilities	13.96	31.32
Non-current	12.48	30.00
Current	1.48	1.32



[Handwritten signatures in blue ink]

Almondz Finanz Limited

Notes to the standalone financial statements for the year ended March 31, 2023

(All amounts are in Rupees in lacs , unless otherwise stated)

B. Reconciliation of the net defined benefit liability

The following table shows a reconciliation from the opening balances to the closing balances for net defined benefit (asset) liability and its

	March 31, 2023			March 31, 2022		
	Defined benefit obligation	Fair value of plan assets	Net defined benefit (asset)/ liability	Defined benefit obligation	Fair value of plan assets	Net defined benefit (asset)/ liability
Balance at the beginning of the year	31.32	-	31.32	42.23	-	42.23
Included in profit or loss						
Current service cost	2.49	-	2.49	3.00	-	3.00
Past service cost	-	-	-	-	-	-
Interest cost (income)	2.27	-	2.27	2.72	-	2.72
	4.76	-	4.76	5.72	-	5.72
Included in OCI						
Remeasurements loss (gain)						
- Actuarial loss (gain) arising from:						
- financial assumptions	-0.01	-	-0.01	-0.01	-	-0.01
- demographic assumptions	-	-	-	-	-	-
- experience adjustment	-22.12	-	-22.12	-16.62	-	-16.62
Return on plan assets excluding interest income	-22.13	-	-22.13	-16.63	-	-16.63
Other						
Contributions paid by the employer	-	-	-	-	-	-
Benefits paid	-	-	-	-	-	-
	-	-	-	-	-	-
Balance at the end of the year	13.96	-	13.96	31.32	-	31.32

C. Plan assets

The scheme is unfunded and the unfunded accrued cost is recognised through a reserve in the Accounts of the Company.

D. Actuarial assumptions

a) Economic assumptions

The principal assumptions are the discount rate and salary growth rate. The discount rate is based upon the market yields available on government bonds at the accounting date with a term that matches that of liabilities. Salary increase rate takes into account of inflation, seniority, promotion and other relevant factors on long term basis. Valuation assumptions are as follows which have been selected by the company.

	March 31, 2023	March 31, 2022
Discount rate	7.29%	7.12%
Expected rate of future salary increase	7.50%	7.50%

The discount rate has been assumed at 'March 31, 2023: 7.29% (31 March 2022: 7.12%) which is determined by reference to market yield at the balance sheet date on government securities. The estimates of future salary increases, considered in actuarial valuation, take account of inflation, seniority, promotion and other relevant factors, such as supply and demand in the employment market.

b) Demographic assumptions

- i) Retirement age (years)
- ii) Mortality rates inclusive of provision for disability
- iii) Withdrawal rate

	March 31, 2023	March 31, 2022
Retirement age (years)	65	60
Mortality rates inclusive of provision for disability	IALM (2012-14) Ultimate	IALM (2012-14) Ultimate
Withdrawal rate	11.00%	11.00%



Pritya James
or

Almondz Finanz Limited**Notes to the standalone financial statements for the year ended March 31, 2023***(All amounts are in Rupees in lacs , unless otherwise stated)***E. Sensitivity analysis**

Reasonably possible changes at the reporting date to one of the relevant actuarial assumptions, holding other assumptions constant, would have affected the defined benefit obligation by the amounts shown below.

	As at March 31, 2023		As at March 31, 2022	
	Increase	Decrease	Increase	Decrease
Discount rate (1.00% movement)	(0.84)	0.94	(0.02)	0.03
Future salary growth (1.00% movement)	0.89	(0.84)	0.02	(0.02)
Withdrawal rate (1.00% movement)	0.02	(0.03)	(0.01)	0.01

Although the analysis does not take account of the full distribution of cash flows expected under the plan, it does provide an approximation of the sensitivity of the assumptions shown.

Sensitivities due to mortality is not material and hence impact of change not calculated.

Sensitivities as to rate of inflation, rate of increase of pensions in payment, rate of increase of pensions before retirement and life expectancy are not applicable being a lump sum benefit on retirement.

Description of Risk Exposures:

Valuations are based on certain assumptions, which are dynamic in nature and vary over time. As such company is exposed to various risks as follow -

- A) Salary Increases- Actual salary increases will increase the Plan's liability. Increase in salary increase rate assumption in future valuations will also increase the liability.
- B) Investment Risk – If Plan is funded then assets liabilities mismatch & actual investment return on assets lower than the discount rate assumed at the last valuation date can impact the liability.
- C) Discount Rate: Reduction in discount rate in subsequent valuations can increase the plan's liability.
- D) Mortality & disability – Actual deaths & disability cases proving lower or higher than assumed in the valuation can impact the liabilities.
- E) Withdrawals – Actual withdrawals proving higher or lower than assumed withdrawals and change of withdrawal rates at subsequent valuations can impact Plan's liability.

F. Expected maturity analysis of the defined benefit plans in future years**Particulars****Duration of defined benefit obligation**

	As at March 31, 2023	As at March 31, 2022
Less than 1 year	1.53	1.20
Between 1-2 years	1.50	1.28
Between 2-5 years	4.21	4.21
Between 5-10 years	6.09	8.62
Over 10 years	10.94	9.95
Total	24.27	25.27



Princy Ganes
or
or

Almondz Finanz Limited**Notes to the standalone financial statements for the year ended March 31, 2023***(All amounts are in Rupees in lacs , unless otherwise stated)***37 Related party disclosures**

In accordance with the requirements of Ind AS 24 on Related Party Disclosures, the names of the related parties where control exists and/or with whom transactions have taken place during the year and description of relationships, as identified and certified by the management are:

(a) List of related parties

Relationship	Name of related party
Holding Company	Almondz Global Securities Limited (AGSL)
Key Management Personnel	Mr. Navjeet Singh Sobti (Managing Director) Mr. Jagdeep Singh (Director) Mr. Rajeev Kumar (Chief Financial Officer) Ms. Sonal (Company Secretary) (Ceased on 11th Nov 2021) Ms. Monica Malik (Company Secretary) (Ceased on 28th Feb.23) Ms. Priya Tomer (Company Secretary) (appointed on 1st March 23)
Other Related parties	Avonmore Capital & Management Services Limited Red Solution Private Limited North Square Projects Private Limited Skiffle Healthcare Services Pvt Ltd

(b) Details of related party transactions are as below:**(i) Transactions with holding, subsidiaries, enterprises in respect of which the Company is an associate and enterprises in which key management personnel or their relatives exercise significant influence**

Particulars	For the year ended March 31, 2023	For the year ended March 31, 2022
Income		
Sale of securities		
Almondz Global Securities Limited	769.13	-
Interest Expense		
Avonmore Capital & Management Services Limited	21.98	3.95
Interest income		
Avonmore Capital & Management Services Limited	-	48.14
Red Solution Private Limited	27.57	24.44
North Square Projects Private Limited	1.54	0.04
Skiffle Healthcare Services Pvt Ltd	7.33	0.42
Expenditure		
Purchase of securities		
Almondz Global Securities Limited	4,832.68	-
Interest expense		
Almondz Global Securities Limited	2.97	67.11
Reimbursement of expenses		
Almondz Global Securities Limited	2.70	6.33
Share trading expenses		
Almondz Global Securities Limited	0.78	-



Handwritten signatures in blue ink, including a large signature and the name 'Priya Tomer' with 'C.A.' next to it.

37 Related party disclosures

(b) Details of related party transactions are as below:

(i) Transactions with holding, subsidiaries, enterprises in respect of which the Company is an associate and enterprises in which key management personnel or their relatives exercise significant influence

Particulars	For the year ended March 31, 2023	For the year ended March 31, 2022
Director sitting fee		
Mr. Jagdeep Singh	0.66	0.68
Mr. Ajay Kumar	0.74	0.72
Ms. Neelu Jain	0.74	0.72
Remuneration to key managerial personnel		
Mr. Rajeev Kumar	5.43	19.84
Ms. Priya Tomar	1.44	2.47
Mr. Navjeet Singh Sobti	30.00	8.22
Assets/Liabilities		
Loans given during the Year		
Avonmore Capital & Management Services Limited	-	60.90
North Square Projects Private Limited	8.25	13.00
Skiffle Healthcare Services Pvt Ltd	93.60	41.75
Red Solutions Private Limited	239.50	241.00
Recovery of loans during the year		
Avonmore Capital & Management Services Limited	-	1,023.15
North Square Projects Private Limited	21.25	-
Skiffle Healthcare Services Pvt Ltd	135.35	-
Red Solutions Private Limited	110.00	-
Loans taken during the year		
Almondz Global Securities Limited	631.98	1,627.60
Avonmore Capital & Management Services Limited	5,591.75	1,004.50
Repayment of loans during the year		
Almondz Global Securities Limited	631.98	2,428.83
Avonmore Capital & Management Services Limited	6,343.25	253.00

.... Space intentionally left blank....



Priya Tomar
or
Di

Almondz Finanz Limited

Notes to the standalone financial statements for the year ended March 31, 2023

(All amounts are in Rupees in lacs , unless otherwise stated)

37 Related party disclosures

(b) Details of related party transactions are as below:

(i) Transactions with holding, subsidiaries, enterprises in respect of which the Company is an associate and enterprises in which key management personnel or their relatives exercise significant influence

(ii) Closing balances

Particulars	For the year ended March 31, 2023	For the year ended March 31, 2022
Share capital		
Almondz Global Securities Limited	3,000.00	3,000.00
Interest payable		
Almondz Global Securities Limited	2.67	-
Avonmore Capital & Management Services Limited	19.78	3.55
Interest receivable		
Avonmore Capital & Management Services Limited	-	41.35
North Square Projects Private Limited	1.38	0.03
Skiffle Healthcare Services Pvt Ltd	6.60	0.38
Red Solutions Private Limited	24.81	22.00
Loan Given		
North Square Projects Private Limited	-	13.00
Skiffle Healthcare Services Pvt Ltd	-	41.75
Red Solutions Private Limited	449.00	319.50
Loan Taken		
Avonmore Capital & Management Services Limited	-	751.50

Terms and conditions of transactions with the related parties

- i). The terms and conditions of the transactions with key management personnel were no more favorable than those available, or
- ii). All outstanding balances with these related parties are priced on an arm's length basis and are to be settled in cash. None of the

.... Space intentionally left blank....

.... Space intentionally left blank....

Pritya Jaiswal
or
air



38 Fair value measurement and financial instruments

a). Financial instruments – by category and fair values hierarchy

The following table shows the carrying amounts and fair value of financial assets and financial liabilities, including their levels

i). As at March 31, 2022

Particulars	Carrying value				Fair value measurement		
	FVTPL	FVTOCI	Amortised cost	Total	Level 1	Level 2	Level 3
Assets							
Financial assets							
Cash and cash equivalents	-	-	565.48	565.48	-	-	-
Trade receivables	-	-	406.13	406.13	-	-	-
Loans	-	-	3,386.21	3,386.21	-	-	-
Investments	484.39	-	-	484.39	484.39	-	-
Other financial assets	-	-	1.24	1.24	-	-	-
Total	484.39	-	4,359.05	4,843.44			
Financial liabilities							
Borrowings other than debt	-	-	751.50	751.50	-	-	-
Operating lease liabilities	-	-	40.28	40.28	-	-	-
Other financial liabilities	-	-	22.23	22.23	-	-	-
Total	-	-	814.01	814.01			

ii). As at March 31, 2023

Particulars	Carrying value				Fair value measurement		
	FVTPL	FVTOCI	Amortised cost	Total	Level 1	Level 2	Level 3
Assets							
Financial assets							
Cash and cash equivalents	-	-	90.87	90.87	-	-	-
Loans	-	-	3,729.98	3,729.98	-	-	-
Investments	185.00	-	-	185.00	185.00	-	-
Trade receivables	-	-	270.15	270.15	-	-	-
Other financial assets	-	-	-	-	-	-	-
Total	185.00	-	4,091.00	4,276.00			
Financial liabilities							
Borrowings other than debt	-	-	-	-	-	-	-
Operating lease liabilities	-	-	7.45	7.45	-	-	-
Other financial liabilities	-	-	41.14	41.14	-	-	-
Total	-	-	48.59	48.59			

Level 1: It includes financial instruments measured using quoted prices.

Level 2: The fair value of financial instruments that are not traded in an active market is determined using valuation techniques which maximise the use of observable market data and rely as little as possible on entity specific estimates. If all significant inputs required to fair value an instrument are observable, the instrument is included in level 2.

Level 3: If one or more of the significant inputs is not based on observable market data, the instrument is included in level 3. The fair value of financial assets and liabilities included in Level 3 is determined in accordance with generally accepted pricing models based on discounted cash flow analysis using prices from observable current market transactions and dealer quotes of similar instruments.



Pritya Honey
or *Pr*

38 Fair value measurement and financial instruments

The Company's borrowings have been contracted at floating rates of interest. Accordingly, the carrying value of such borrowings (including interest accrued but not due) which approximates fair value.

The carrying amounts of trade receivables, trade payables, cash and cash equivalents and other financial assets and liabilities, approximates the fair values, due to their short-term nature. Fair value of non-current financial assets and security deposits is similar to the carrying value as there is no significant differences between carrying value and fair value.

The fair value for security deposits were calculated based on discounted cash flows using a current lending rate. They are classified as level 3 fair values in the fair value hierarchy due to the inclusion of unobservable inputs including counterparty credit risk.

Valuation processes

The Management performs the valuations of financial assets and liabilities required for financial reporting purposes on a periodic basis, including level 3 fair values.

b). Financial risk management

The Company has exposure to the following risks arising from financial instruments:

- Credit risk
- Liquidity risk
- Interest rate risk

Risk management framework

The Company's Board of Directors has overall responsibility for the establishment and oversight of the Company's risk management framework. The Board of Directors have authorised senior management to establish the processes and ensure control over risks through the mechanism of properly defined framework in line with the businesses of the company.

The Company's risk management policies are established to identify and analyse the risks faced by the Company, to set appropriate risks limits and controls, to monitor risks and adherence to limits. Risk management policies are reviewed regularly to reflect changes in market conditions and the Company's activities.

The Company has policies covering specific areas, such as interest rate risk, credit risk & liquidity risk. Compliance with policies and exposure limits is reviewed on a continuous basis.

Praveen Kumar
or
cin

[Handwritten signature]



38 Fair value measurement and financial instruments

b). Financial risk management (continued)

(i) Credit risk

The maximum exposure to credit risks is represented by the total carrying amount of these financial assets in the balance

Particulars	As at March 31, 2023	As at March 31, 2022
Trade receivables	270.15	406.13
Cash and cash equivalents	90.87	565.48
Investments	185.00	484.39
Loans	3,729.98	3,386.21
Other financial assets	-	1.24

Credit risk is the risk of financial loss to the Company if a customer or counterparty to a financial instrument fails to meet its contractual obligations, and arises principally from the Company's receivables from customers.

The Company's credit risk is primarily to the amount due from customer and investments. The Company maintains a defined credit policy and monitors the exposures to these credit risks on an ongoing basis. Credit risk on cash and cash equivalents is limited as the Company generally invests in deposits with scheduled commercial banks with high credit ratings assigned by domestic credit rating agencies.

The maximum exposure to the credit risk at the reporting date is primarily from trade receivables. Trade receivables are unsecured and are derived from revenue earned from customers primarily located in India. The Company does monitor the economic environment in which it operates. The Company manages its Credit risk through credit approvals, establishing credit limits and continuously monitoring credit worthiness of customers to which the Company grants credit terms in the normal course of business.

On adoption of Ind AS 109, the Company uses expected credit loss model to assess the impairment loss or gain. The Company establishes an allowance for impairment that represents its expected credit losses in respect of trade receivable. The management uses a simplified approach (i.e. based on lifetime ECL) for the purpose of impairment loss allowance, the company estimates amounts based on the business environment in which the Company operates, and management considers that the trade receivables are in default (credit impaired) when counterparty fails to make payments for receivable more than 180 days past due and create provision under provisioning norms of RBI for NBFC.

Since, majority of Company's receivables are from its related parties/ group companies & there have not been any instances of default/non payment by said companies. Further, the receivables are from entities other than related parties have been regular and there are no defaults. Accordingly, the provision matrix couldn't be applied to calculate a Default Risk Rate and the Company made a provision of 2% on its interest receivables on loan granted following the prudence approach of accounting

Trade receivables as at year end primarily relate to revenue generated from lending of loans and interest accrued thereon. Trade receivables are generally realised within the credit period.

This definition of default is determined by considering the business environment in which entity operates and other macro-economic factors. Further, the Company does not anticipate any material credit risk of any of its other receivables.

The Company believes that the unimpaired amounts are still collectible in full, based on historical payment behaviour and extensive analysis of customer credit risk.

Movement in the allowance for impairment in respect of trade receivables:

Particulars	For the year ended March 31, 2023	For the year ended March 31, 2022
Balance at the beginning	8.28	4.31
Impairment loss recognised / (reversed)	-2.73	3.97
Balance at the end	5.55	8.28



Pritya Jaiswal
or
or

38 Fair value measurement and financial instruments

b). Financial risk management (continued)

(ii) Liquidity risk

Liquidity risk is the risk that the Company will encounter difficulty in meeting the obligations associated with its financial liabilities that are settled by delivering cash or another financial asset. The Company's approach to managing liquidity is to ensure, as far as possible, that it will have sufficient liquidity to meet its liabilities when they are fallen due, under both normal and stressed conditions, without incurring unacceptable losses or risking damage to the Company's reputation.

The Company believes that its liquidity position, including total cash (including bank deposits under lien and excluding interest accrued but not due) of Rs. 90.87 lacs as at March 31, 2023 (March 31, 2022: Rs. 565.48 lacs) and the anticipated future internally generated funds from operations will enable it to meet its future known obligations in the ordinary course of business.

Prudent liquidity risk management implies maintaining sufficient cash and marketable securities and the availability of funding through an adequate amount of credit facilities to meet obligations when due. The Company's policy is to regularly monitor its liquidity requirements to ensure that it maintains sufficient reserves of cash and funding from group companies to meet its liquidity requirements in the short and long term.

The Company's liquidity management process as monitored by management, includes the following:

- Day to day funding, managed by monitoring future cash flows to ensure that requirements can be met.
- Maintaining rolling forecasts of the Company's liquidity position on the basis of expected cash flows.

Exposure to liquidity risk

The following are the remaining contractual maturities of financial liabilities at the reporting date. The amounts are gross and undiscounted, and includes interest accrued but not due on borrowings.

As at March 31, 2023	Carrying amount	Contractual cash flows		
		Less than one year	More than one year	Total
Borrowings other than debt securities	-	-	-	-
Operating lease liabilities	7.45	2.53	4.92	7.45
Other financial liabilities	41.14	41.14	-	41.14
Total	48.59	43.66	4.92	48.59

As at March 31, 2022	Carrying amount	Contractual cash flows		
		Less than one year	More than one year	Total
Borrowings other than debt securities	751.50	751.50	-	751.50
Operating lease liabilities	40.28	8.47	31.81	40.28
Other financial liabilities	22.23	22.23	-	22.23
Total	814.01	782.20	31.81	814.01



Pritya
Jamey
Dr

38 Fair value measurement and financial instruments**b). Financial risk management (continued)****iii). Market risk**

Market risk is the risk that the future cash flows of a financial instrument will fluctuate because of changes in market prices. Market risk comprises three types of risk: interest rate risk, currency risk and other price risk, the Company mainly has exposure to one type of market risk namely: interest rate risk. The objective of market risk management is to manage and control market risk exposures within acceptable parameters, while optimising the return.

Currency risk

Currency risk is the risk that the future cash flows of a financial instrument will fluctuate because of changes in foreign exchange rates. The Company is exposed to the effects of fluctuation in the prevailing foreign currency exchange rates on its financial position and cash flows to the extent of earnings and expenses in foreign currencies. Exposure arises primarily due to exchange rate fluctuations between the functional currency and other currencies from the Company's operating, investing and financing activities. The Company enters into forward currency contracts to neutralise any foreign currency fluctuation risk.

Interest rate risk

Interest rate risk is the risk that the future cash flows of a financial instrument will fluctuate because of changes in market interest rates. The Company's main interest rate risk arises from long-term borrowings with variable rates, which expose the Company to cash flow interest rate risk.

Exposure to interest rate risk

The Company's interest rate risk arises majorly from the term loans from banks carrying floating rate of interest. These obligations exposes the Company to cash flow interest rate risk. Since the Company has no variable borrowing rates in the current year, the Company is not exposed to interest rate risk.

39 Capital Management

For the purpose of the Company's capital management, capital includes issued equity share capital and all other equity reserves attributable to the equity holders of the Company.

Management assesses the Company's capital requirements in order to maintain an efficient overall financing structure. The Company manages the capital structure and makes adjustments to it in the light of changes in economic conditions and the risk characteristics of the underlying assets.

To maintain or adjust the capital structure, the Company may return capital to shareholders, raise new debt or issue new shares.

The Company monitors capital on the basis of the debt to capital ratio, which is calculated as interest-bearing debts divided by total capital (equity attributable to owners of the parent plus interest-bearing debts).

Particulars	As at March 31, 2023	As at March 31, 2022
Borrowings	-	751.5
Less: Cash and cash equivalents	(90.9)	(565.5)
Adjusted net debt (A)	(90.9)	186.0
Total equity (B)	4,624.0	4,551.7
Adjusted net debt to adjusted equity ratio (A/B)	NA	4.09%



Handwritten signatures and initials in blue ink, including 'NA', 'Pritya', and 'Jomay'.

Almondz Finanz Limited

Notes to the standalone financial statements for the year ended March 31, 2023

(All amounts are in Rupees in lacs , unless otherwise stated)

40 Income taxes

A. Amounts recognised in profit or loss

	March 31, 2023	March 31, 2022
Current tax expense		
Current year	52.53	53.04
Adjustment for prior years	13.25	-8.88
	65.78	44.16
Deferred tax expense		
Change in recognised temporary differences	1.15	-0.08
	1.15	-0.08
Total Tax Expense	66.93	44.08

B. Amounts recognised in Other Comprehensive Income

	March 31, 2023			March 31, 2022		
	Before tax	Tax (Expense)/ Income	Net of tax	Before tax	Tax (Expense)/ Income	Net of tax
Remeasurements of defined benefit liability	22.12	-6.15	15.97	16.62	-4.62	11.99
	22.12	-6.15	15.97	16.62	-4.62	11.99

C. Reconciliation of effective tax rate

	March 31, 2023		March 31, 2022	
	Rate	Amount	Rate	Amount
Profit before tax		123.32		226.83
Tax using the Company's domestic tax rate (A)	27.82%	34.31	27.82%	63.10
Tax effect of:				
MAT credit		13.25		-8.88
Deferred tax charge		1.15		-0.08
Other adjustments		18.22		-10.06
		32.62		-19.01
Total (B)		66.93		44.09
(A)+(B)				



Handwritten signatures in blue ink, including one that appears to read 'Priya Jaiswal'.

Almondz Finanz Limited

Notes to the standalone financial statements for the year ended March 31, 2023

(All amounts are in Rupees in lacs , unless otherwise stated)

D. Movement in deferred tax balances

Deferred Tax Assets

	As at March 31, 2022	Recognized in P&L	Recognized in OCI	As at March 31, 2023
Employee benefits	11.86	1.13	-6.15	6.84
Property, plant and equipment and intangibles	-0.01	0.04	-	0.03
Investment properties	-	-	-	0.27
Leases (Net of ROU)	2.21	-2.15	-	0.06
Trade receivables	2.30	-0.75	-	1.55
Investments	-	-	-	-
MAT credit entitlement	66.39	-26.80	-	39.58
Other non-financial liabilities	-	-	-	-
Sub- Total (a)	82.75	-28.53	-6.15	48.33

Deferred Tax Liabilities

Sub- Total (b)	-	-	-	-
-----------------------	---	---	---	---

Net Deferred Tax Asset (a) - (b)

	82.75	-28.53	-6.15	48.33
--	--------------	---------------	--------------	--------------

	As at March 31, 2021	Recognized in P&L	Recognized in OCI	As at March 31, 2022
--	----------------------------	----------------------	----------------------	----------------------------

Deferred Tax Assets

Employee benefits	13.80	2.68	-4.62	11.86
Property, plant and equipment and intangibles	0.06	-0.07	-	-0.01
Investment properties	4.24	-4.24	-	-
Leases (Net of ROU)	1.69	0.52	-	2.21
Trade receivables	1.12	1.18	-	2.30
Investments	-	-	-	-
MAT credit entitlement	66.39	-	-	66.39
Other non-financial liabilities	-	-	-	-
Sub- Total (a)	87.30	0.07	-4.62	82.75

Deferred Tax Liabilities

Sub- Total (b)	-	-	-	-
-----------------------	---	---	---	---

Net Deferred Tax Asset (a) - (b)

	87.30	0.07	-4.62	82.75
--	--------------	-------------	--------------	--------------

- 41 There have been no events after the reporting date that require adjustment/disclosure in these financial statements.
- 42 The company has no transactions with companies struck off under section 248 of the Companies Act,2013 or section 560 of Companies Act,1956.
- 43 NBFC-ND with asset size of less than Rs.500 crores are exempted from the requirement of maintaining CRAR and, hence these ratio are not applicable to the company.
- 44 Previous year's figures have been regrouped / reclassified as per the current year's presentation for the purpose of comparability.

The accompanying notes form an integral part of these financial statements.

For **Mohan Gupta & Co.**
Chartered Accountants
Firm Registration No: 006519N

Himanshu Gupta
Partner
Membership No- 527863
UDIN- 23527863BGXHPT1153

Place: New Delhi
Date: 26.05.2023

For and on behalf of Board of Directors of
Almondz Finanz Limited

Navjeet Singh Sobti
Managing Director
DIN : 00008393

Priya Tomer
Company Secretary
Membership No.: 61590

Jagdeep Singh
Director
DIN : 00008348

Rajeev Kumar
Chief Finance Officer
PAN : ALPPK5252J